



ADUSUMILLI GOPALA KRISHNAIAH AND SUGARCANE GROWERS (AG&SG)
SIDDHARTHA DEGREE COLLEGE OF ARTS & SCIENCE,
(AUTONOMOUS) VUYYURU



NAAC Accredited at A (Cycle -II)

ISO 9001:2015



STUDENT SATISFACTION SURVEY REPORT, 2022-2023

ABOUT THE SURVEY:

Students of an institution are the core stakeholders and every activity undertaken by the institute is focused on creating a barrier free and favourable environment for excelling in their academics. This survey includes majorly the questionnaire recommended by NAAC. The questionnaire can ask for feedback on a range of topics, including the classroom experience, the performance of administrative functions, and the quality of extracurricular the institution offers. An online studentsatisfaction survey can be delivered in a variety of ways, but email is often the most effective method.

GUIDELINES FOR STUDENTS:

- *A student will have to respond to all the questions compulsorily with sincere effort and thought.*
- *Student identity will not be revealed.*
- *This survey is being conducted by A.G & S.G Siddhartha Degree College of Arts & Science, Vuyyuru with the aim to upgrade the quality in higher education.*
- *Each question has five options and the students are required to choose the most appropriate one.*
- *Students are required to give answers for the following questions:*

1. Please confirm this is the first and only time you answer this survey.

a) Yes b) No

2. Age:

3. Branch / Department:

4. Gender:

a) Female b) Male c) Transgender

5. What degree program are you pursuing now?

a) Bachelor's b) Master's c) Doctorate d) Other

SURVEY PROCESS:

- The survey is conducted and reported by Internal Quality Assessment Cell (IQAC) with support of Heads and Coordinators of all the Departments. The Questioners were prepared in the form of Google Form and circulated to all the Departments and then to Students through Coordinators.
- The feedback was taken on different attributes like; *Basic Facilities, Basic Services, Co-curricular and Extracurricular Activities*. The responses obtained on these dimensions are compiled into a Spread Sheet, analyzed and Logical Conclusions are drawn there from.
- The Questionnaire consisting of 21 questions and shared to the students and the response are noted and analyzed graphically in terms of percentage. After analysis, results are analyzed by IQAC Team.
- The results of the survey will help the institution to understand both short term and long term needs of the students and initiate remedial action to improve the facilities wherever it is required. The outcome of this survey will provide a base for planning for the future.
- The IQAC sincerely thank all the members of the Management, Principal, and Heads of the Departments & Staff, Coordinators of the Departments for permissions and implementation of the survey. IQAC conveys thanks to the students who have expressed their opinion sand/or views sincerely.

QUESTIONS ASKED IN QUESTIONNAIRE:

1. How much of the syllabus was covered in the class?
2. How well did the teachers prepare for the classes?
3. How well were the teachers able to communicate?
4. The teacher's approach to teaching can best be described as
5. Fairness of the internal evaluation process by the teachers.
6. Was your performance in assignments discussed with you?
7. The institute takes active interest in promoting internship, student exchange, field visit opportunities for students.
8. The teaching and mentoring process in your institution facilitates you in cognitive, social and emotional growth.
9. The institution provides multiple opportunities to learn and grow.
10. Teachers inform you about your expected competencies, course outcomes and programme outcomes.
11. Your mentor does a necessary follow-up with an assigned task to you.
12. The teachers illustrate the concepts through examples and applications
13. The teachers identify your strengths and encourage you with providing right level of challenges.
14. Teachers are able to identify your weaknesses and help you to overcome them.
15. The institution makes effort to engage students in the monitoring, review and continuous quality improvement of the teaching learning process.
16. The institute/ teachers use student centric methods, such as experiential learning, participative learning and problem solving methodologies for enhancing learning

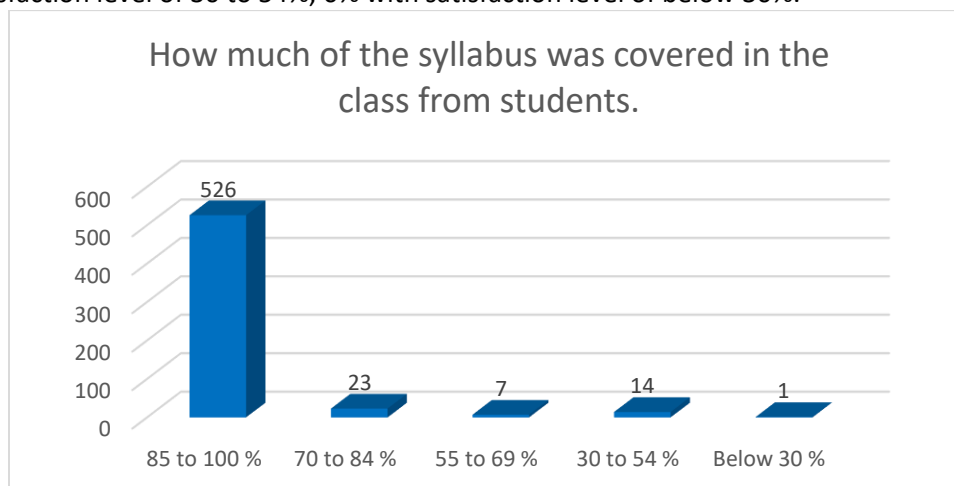
17. Teachers encourage you to participate in extracurricular activities.
18. Efforts are made by the institute/ teachers to inculcate soft skills, life skills and employability skills to make you ready for the world of work.
19. What percentage of teachers use ICT tools such as LCD projector, Multimedia, etc. while teaching.
20. . The overall quality of teaching-learning process in your institute is very good.
21. Give three observation / suggestions to improve the overall teaching – learning experience in your institution.

ANALYSIS OF QUESTIONNAIRE:

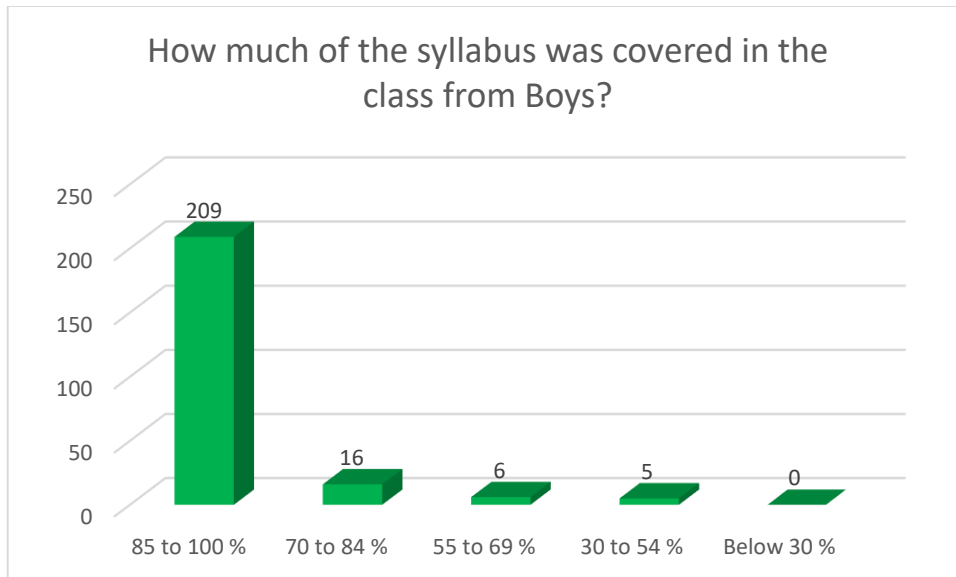
1. How much of the syllabus was covered in the class?

Opinions	Boy	%	Girl	%	Total	%
85 to 100 %	209	89%	317	95%	526	92%
70 to 84 %	16	7%	7	2%	23	4%
55 to 69 %	6	2%	1	0%	7	1%
30 to 54 %	5	2%	9	3%	14	3%
Below 30 %	0	0%	1	0%	1	0%
Total	236	100%	335	100%	571	100%

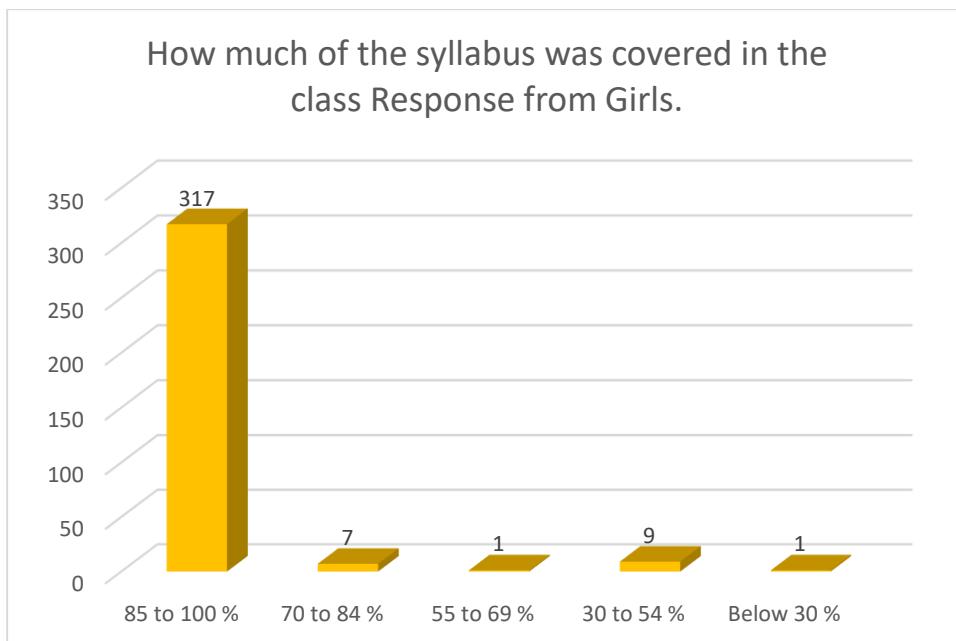
- (a) The satisfaction of students in the campus with respect to the question “**How much of the syllabus was covered in the class?**” is analyzed. The analysis of the survey shows that 92% with satisfaction level 85% to 100%, 4% with satisfaction level of 70 to 84%, 1% with satisfaction level of 55 to 69%, 3% with satisfaction level of 30 to 54%, 0% with satisfaction level of below 30%.



- (b) The satisfaction of boy students in the campus with respect to the question “**How much of the syllabus was covered in the class?**” is analyzed. The analysis of the survey shows that 89% with satisfaction level 85% to 100%, 7% with satisfaction level of 70 to 84%, 2% with satisfaction level of 55 to 69%, 2% with satisfaction level of 30 to 54%, 0% with satisfaction level 30%.



(c) The satisfaction of girl students in the campus with respect to the question “**How much of the syllabus was covered in the class?**” is analyzed. The analysis of the survey shows that 89% with satisfaction level 85 to 100%, 7% with satisfaction level of 70 to 84%, 2% with satisfaction level of 55 to 69%, 3% with satisfaction level of 30 to 54%, 6% with satisfaction level 30%.

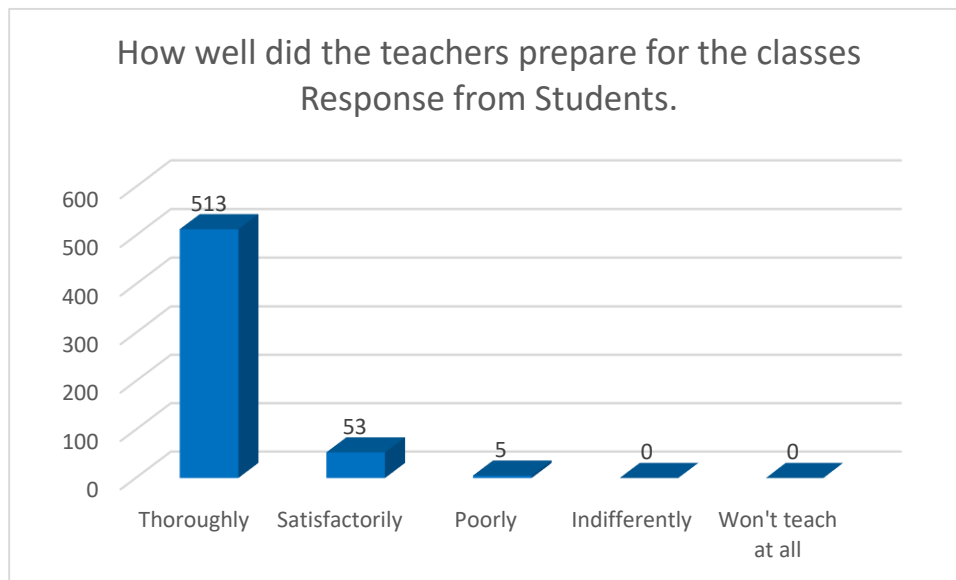


2. How well did the teachers prepare for the classes?

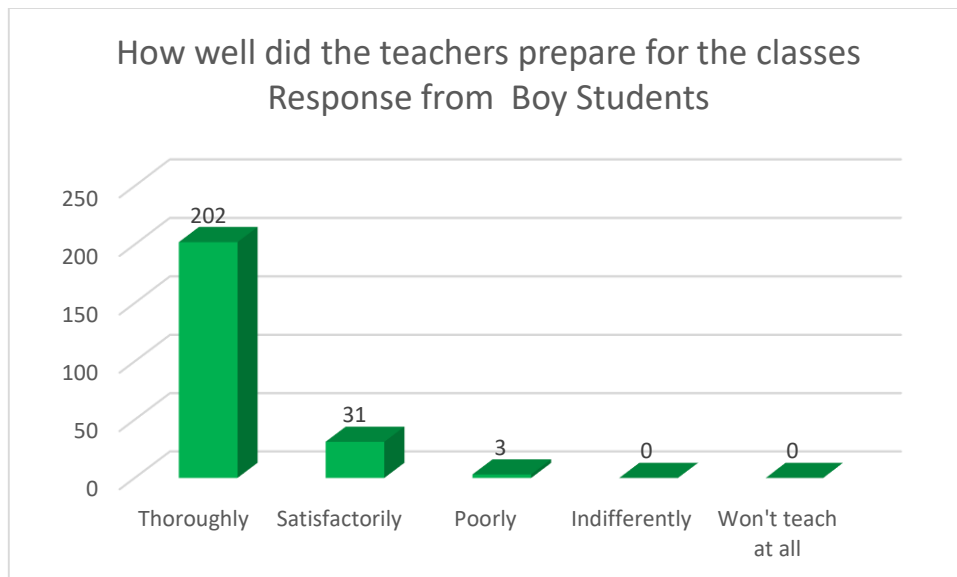
Opinions	Boy	%	Girl	%	Total	%
----------	-----	---	------	---	-------	---

Thoroughly	202	86	311	93	513	90
Satisfactorily	31	13	22	7	53	9
Poorly	3	1	2	0	5	1
Indifferently	0	0	0	0	0	0
Won't teach at all	0	0	0	0	0	0
Total	236	100	335	100	571	100

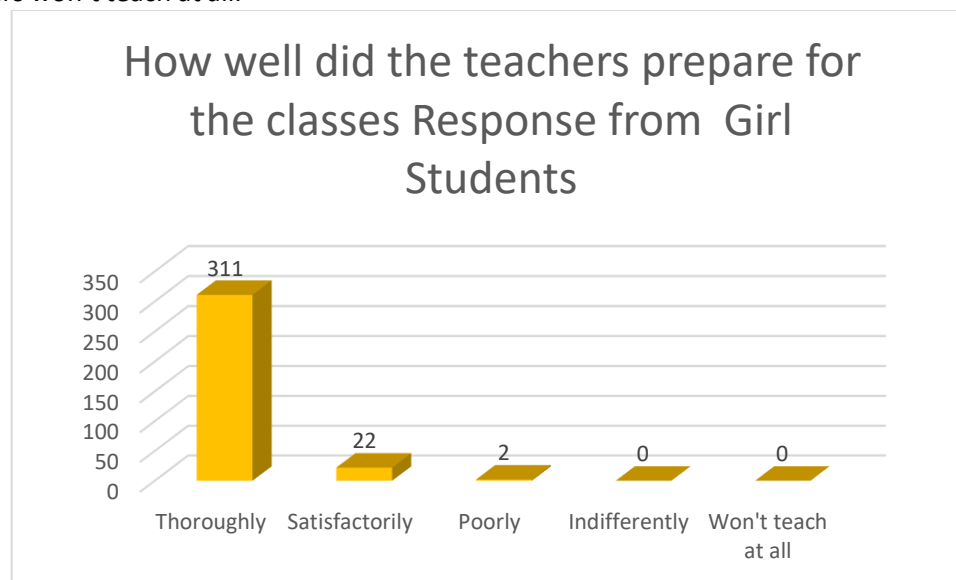
- (a) The opinion of students in the campus for the question ***“How well did the teachers prepare for the classes?”*** is analyzed. The analysis of survey illustrates that 90% are conveyed that the teachers are preparing thoroughly, 9% of students conveyed that the teachers are preparing satisfactorily, 1% of students conveyed that the teachers are preparing poorly, 0% of students are conveyed that the teachers are preparing indifferently, 0% of teachers are conveying that teachers won't teach at all.



- (b) The opinion of boy students in the campus for the question ***“How well did the teachers prepare for the classes?”*** is analyzed. The analysis of survey illustrate that 86% are conveyed that the teachers are preparing thoroughly, 13% of students conveyed that the teachers are preparing satisfactorily, 1% of students conveyed that the teachers are preparing poorly, 0% of students are conveyed that the teachers are preparing indifferently, 0% of teachers are conveying that teachers won't teach at all.



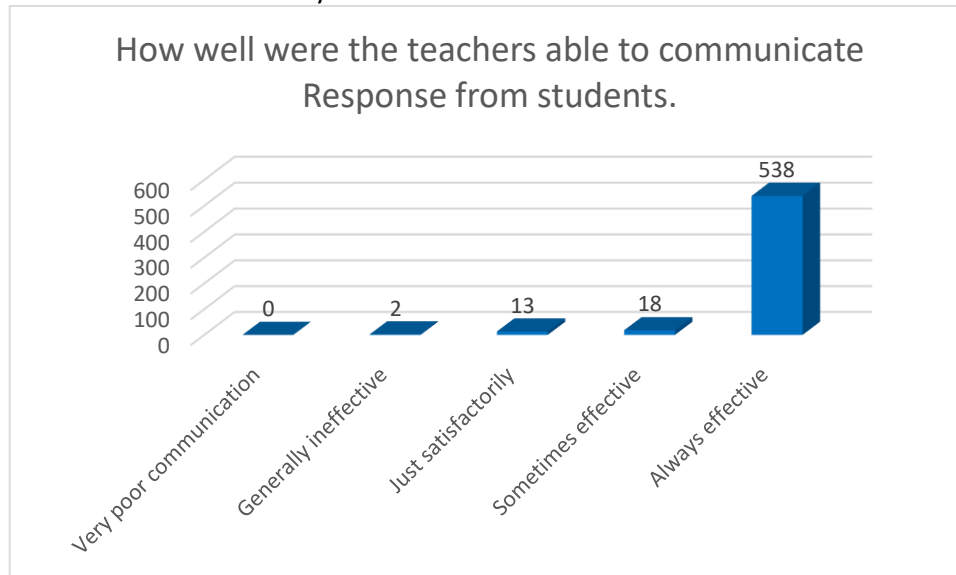
(c) The opinion of boy students in the campus for the question ***“How well did the teachers prepare for the classes?”*** is analyzed. The analysis of survey illustrate that 93% are conveyed that the teachers are preparing thoroughly, 7% of students conveyed that the teachers are preparing satisfactorily, 0% of students conveyed that the teachers are preparing poorly, 0% of students are conveyed that the teachers are preparing differently, 0% of teachers are conveying that teachers won’t teach at all.



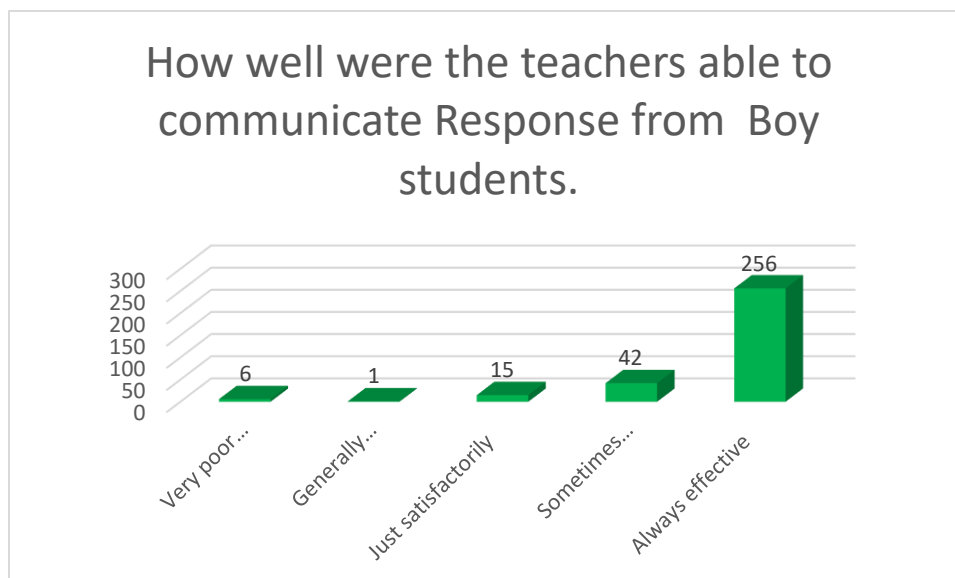
3. How well were the teachers able to communicate?

Opinions	Boy	%	Girl	%	Total	%
<i>Very poor communication</i>	0	0	0	0	0	0
Generally ineffective	2	1	0	0	2	0
Just satisfactorily	7	3	6	2	13	2
Sometimes effective	12	5	6	2	18	3
Always effective	215	91	323	96	538	94
Total	236	100	335	100	571	100

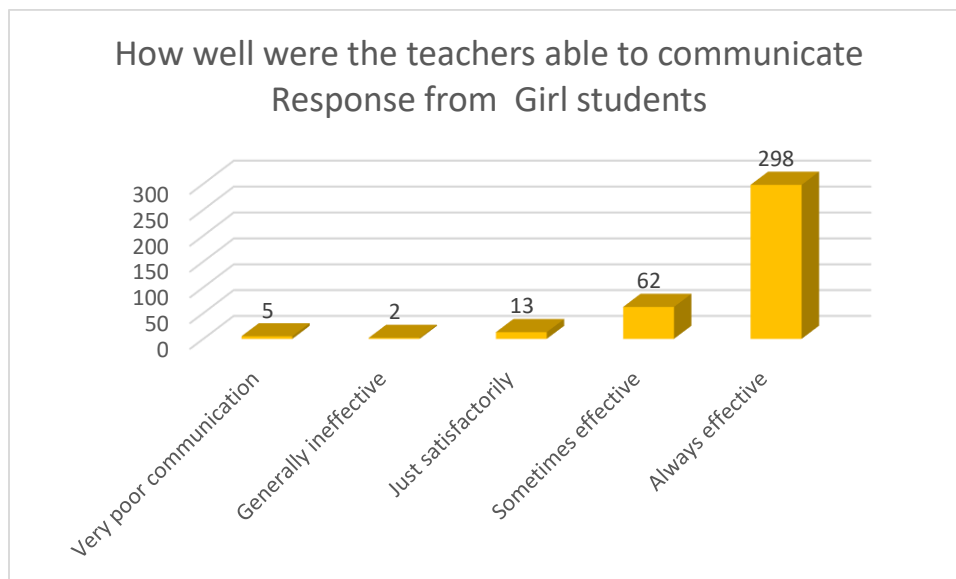
(a) The opinion of students in the campus for the question ***“How well were the teachers able to communicate?”*** is analysed. The analysis of survey shows that 94% of students conveyed that the teachers are able to communication Always effectively with students, 3% of students conveyed that the teachers are sometimes effective while communicating with students, 2% of students conveyed that the communication of teachers with the students are just satisfactorily, 0% of students conveyed that the teachers are ineffective while communicating with the students. 0% students conveyed that the communication of teaches with students are very poor.



(b) The opinion of boy students in the campus for the question ***“How well were the teachers able to communicate?”*** is analysed. The analysis of survey shows that 91% of students conveyed that the teachers are able to communication always effectively with students, 5% of students conveyed that the teachers are sometimes effective while communicating with students, 3% of students conveyed that the communication of teachers with the students are just satisfactorily, 1% of students conveyed that the teachers are ineffective while communicating with the students. 0% students conveyed that the communication of teaches with students are very poor.



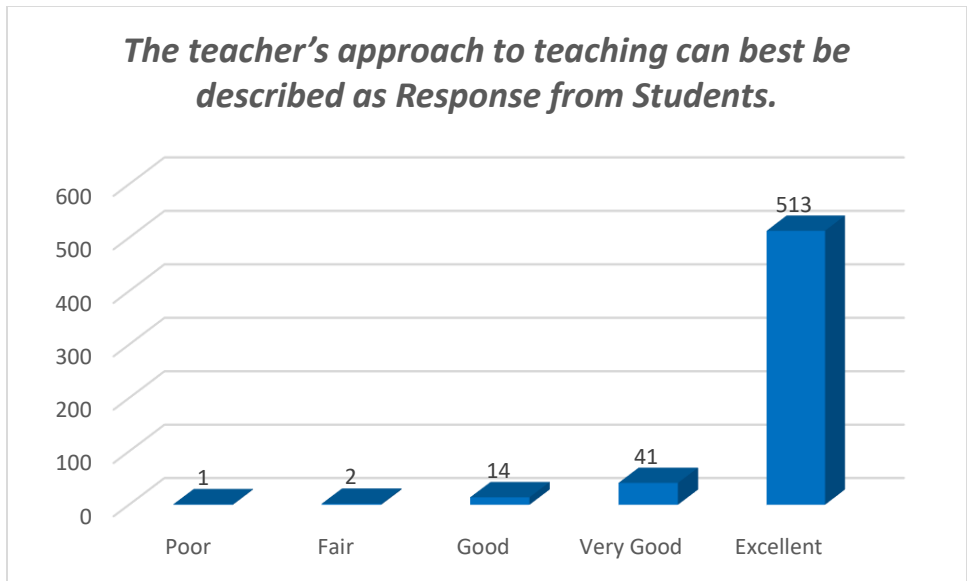
(c) The opinion of girl students in the campus for the question **“How well were the teachers able to communicate?”** is analyzed. The analysis of survey shows that 78% of students conveyed that the teachers are able to communication effectively with students, 16% of students conveyed that the teachers are sometimes effective while communicating with students, 3% of students conveyed that the communication of teachers with the students are just satisfactorily, 1% of students conveyed that the teachers are ineffective while communicating with the students. 2% students conveyed that the communication of teaches with students are very poor.



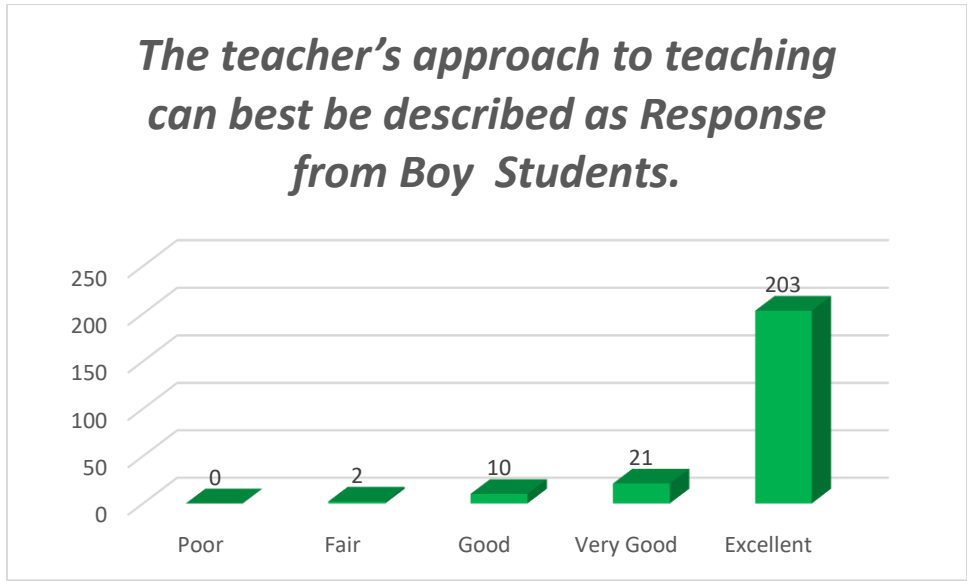
4. The Teacher’s approach to teaching can best be described as

Opinions	Boy	%	Girl	%	Total	%
<i>Poor</i>	0	0	1	0	1	0
Fair	2	1	0	0	2	0
Good	10	4	4	1	14	3
Very Good	21	9	20	6	41	7
Excellent	203	86	310	93	513	90
Total	236	100	335	100	571	100

(a) The opinion of students in the campus for the question **“The teacher’s approach to teaching can best be described as”** is analyzed. The analysis of survey shows that 90% of students conveyed that The teacher’s approach to teaching can best be described as excellent, 7% of students conveyed that the teacher’s approach to teaching can best be described as very good, 3% of students conveyed that the teacher’s approach to teaching can best be described as good, 0% of students conveyed that the teacher’s approach to teaching can best be described as fair. 0% students conveyed that the teacher’s approach to teaching can best be described as poor.

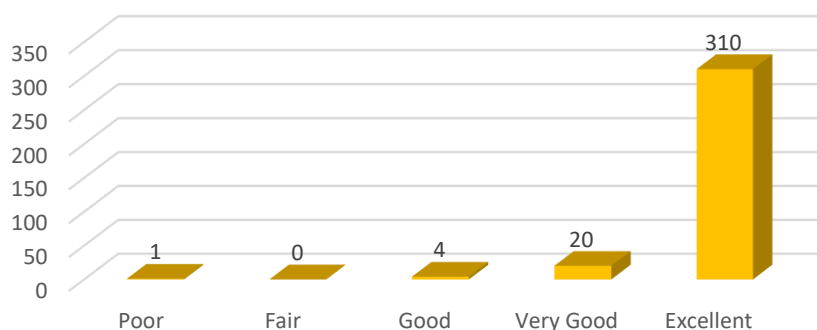


(b) The opinion of boy students in the campus for the question ***“The teacher’s approach to teaching can best be described as”*** is analyzed. The analysis of survey shows that 86% of students conveyed that the teacher’s approach to teaching can best be described as excellent, 9% of students conveyed that the teacher’s approach to teaching can best be described as very good, 4% of students conveyed that the teacher’s approach to teaching can best be described as good, 1% of students conveyed that the teacher’s approach to teaching can best be described as fair. 0% students conveyed that the teacher’s approach to teaching can best be *Described as poor*.



C) The opinion of girl students in the campus for the question ***“The teacher’s approach to teaching can best be described as”*** is analyzed. The analysis of survey shows that 93% of students conveyed that the teacher’s approach to teaching can best be described as excellent, 6% of students conveyed that the teacher’s approach to teaching can best be described as very good, 0% of students conveyed that the teacher’s approach to teaching can best be described as good, 0% of students conveyed that the teacher’s approach to teaching can best be described as fair. 0% students conveyed that the teacher’s approach to teaching can best be described as poor.

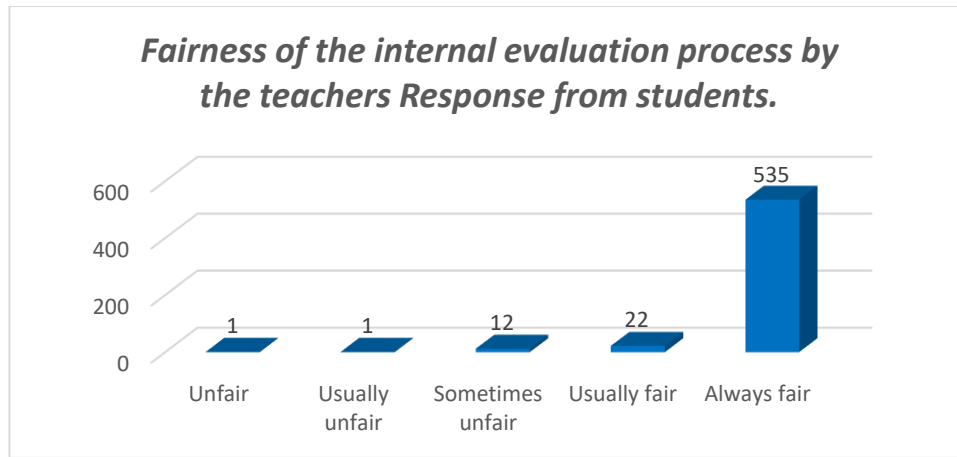
***The Teacher's approach to teaching
can best be described as
Response from Girl students.***



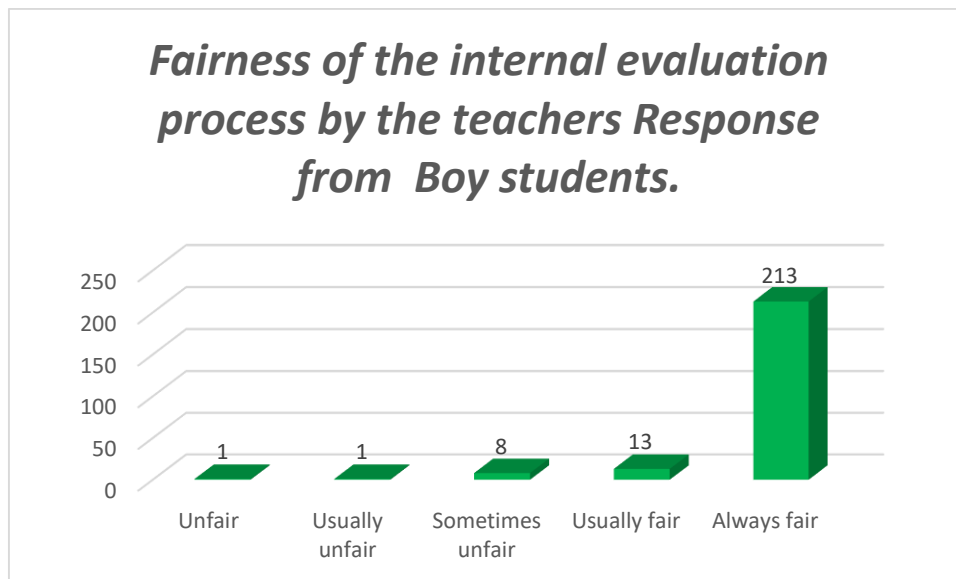
5. Fairness of the internal evaluation process by the teachers

Opinions	Boy	%	Girl	%	Total	%
<i>Unfair</i>	1	0	0	0	1	0
Usually unfair	1	0	0	0	1	0
Sometimes unfair	8	3	4	1	12	2
Usually fair	13	6	9	3	22	4
Always fair	213	91	322	96	535	94
Total	236	100	335	100	571	100

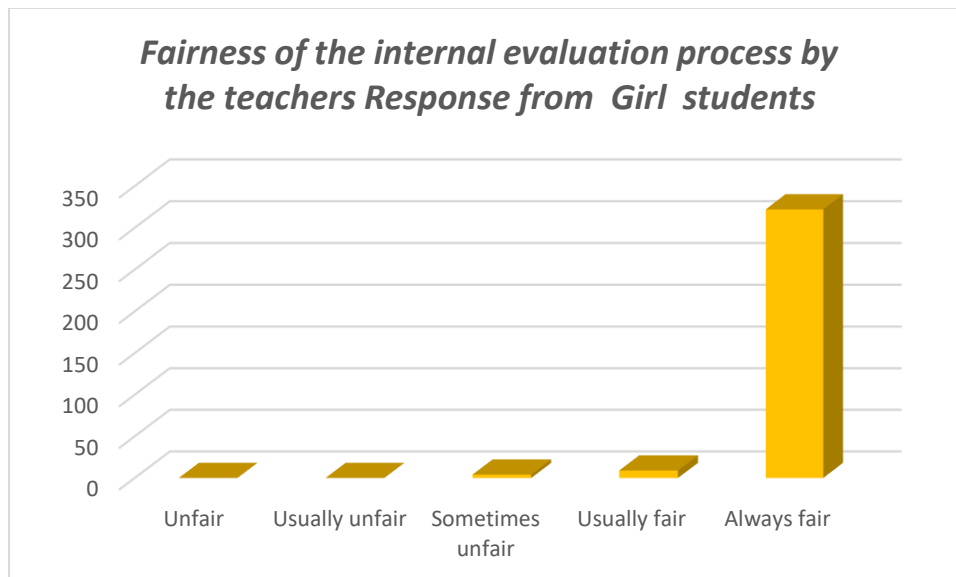
- (a) The opinion of students in the campus for the question “***Fairness of the internal evaluation process by the teachers***” is analyzed. The analysis of survey shows that 94% of students conveyed that fairness of the internal evaluation process by the teachers is always fair, 4% of students conveyed that fairness of the internal evaluation process by the teachers is usually fair, 2% of students conveyed that fairness of the internal evaluation process by the teachers is sometimes fair, 0% of students conveyed that fairness of the internal evaluation process by the teachers is usually unfair. 0% students conveyed that fairness of the internal evaluation process by the teachers is unfair.



(b) The opinion of boy students in the campus for the question “*Fairness of the internal evaluation process by the teachers*” is analyzed. The analysis of survey shows that 91% of students conveyed that fairness of the internal evaluation process by the teachers is always fair, 0% of students conveyed that fairness of the internal evaluation process by the teachers is usually fair, 3% of students conveyed that Fairness of the internal evaluation process by the teachers is sometimes fair, 6% of students conveyed that fairness of the internal evaluation process by the teachers is usually unfair. 0% students conveyed that fairness of the internal evaluation process by the teachers is unfair.



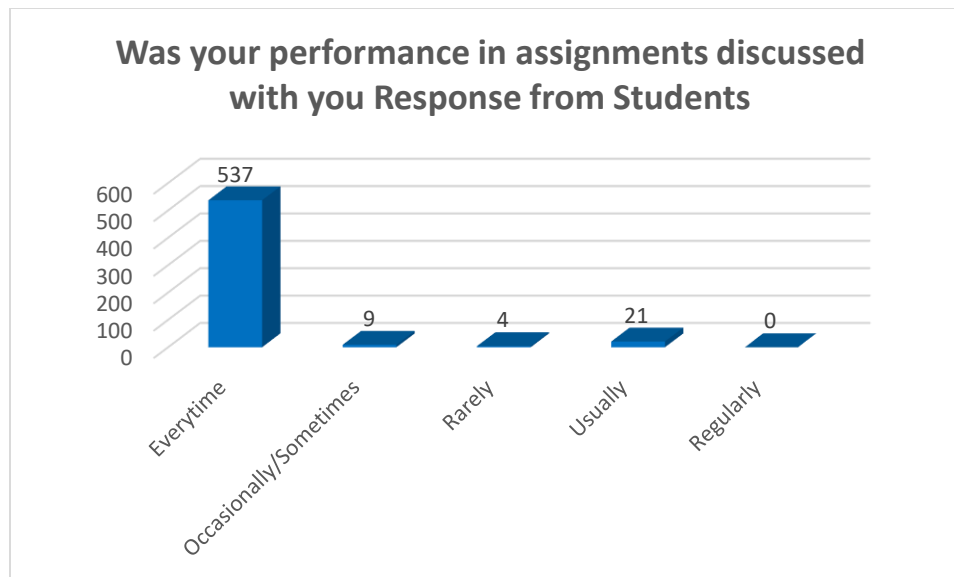
(c) The opinion of girl students in the campus for the question “*Fairness of the internal evaluation process by the teachers*” is analyzed. The analysis of survey shows that 96% of students conveyed that fairness of the internal evaluation process by the teachers is always fair, 3% of students conveyed that fairness of the internal evaluation process by the teachers is usually fair, 3% of students conveyed that fairness of the internal evaluation process by the teachers is sometimes unfair, 0% of students conveyed that fairness of the internal evaluation process by the teachers is usually unfair. 0% students conveyed that Fairness of the internal evaluation process by the teachers is unfair.



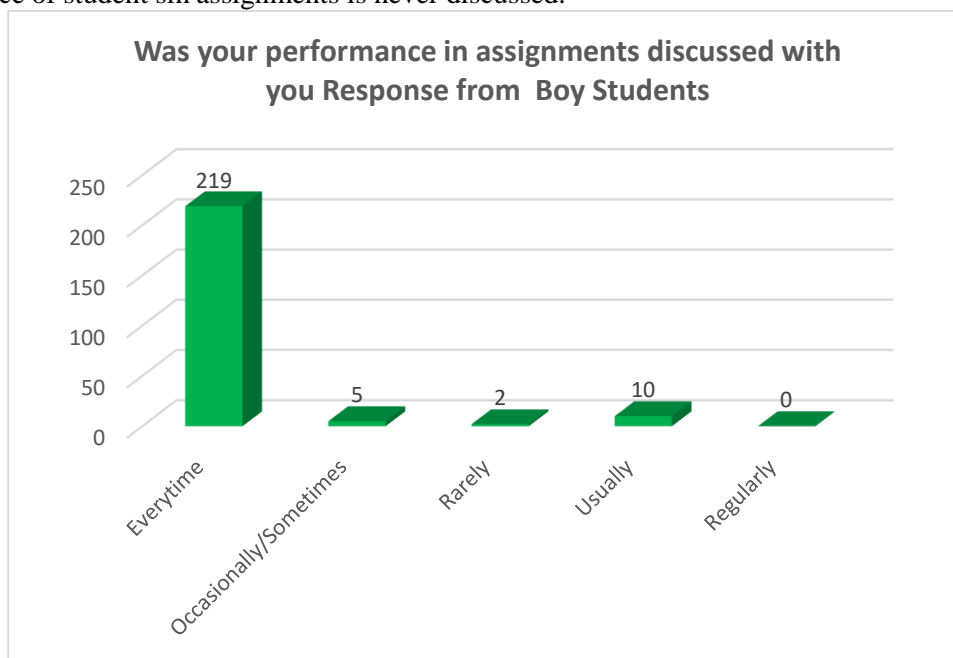
6. Was your performance in assignments discussed with you?

Opinions	Boy	%	Girl	%	Total	%
<i>Every time</i>	219	93	318	95	537	94
Occasionally/Sometimes	5	2	4	1	9	2
Rarely	2	0	2	0	4	0
Usually	10	5	11	4	21	4
Regularly	0	0	0	0	0	0
Total	236	100	335	100	571	100

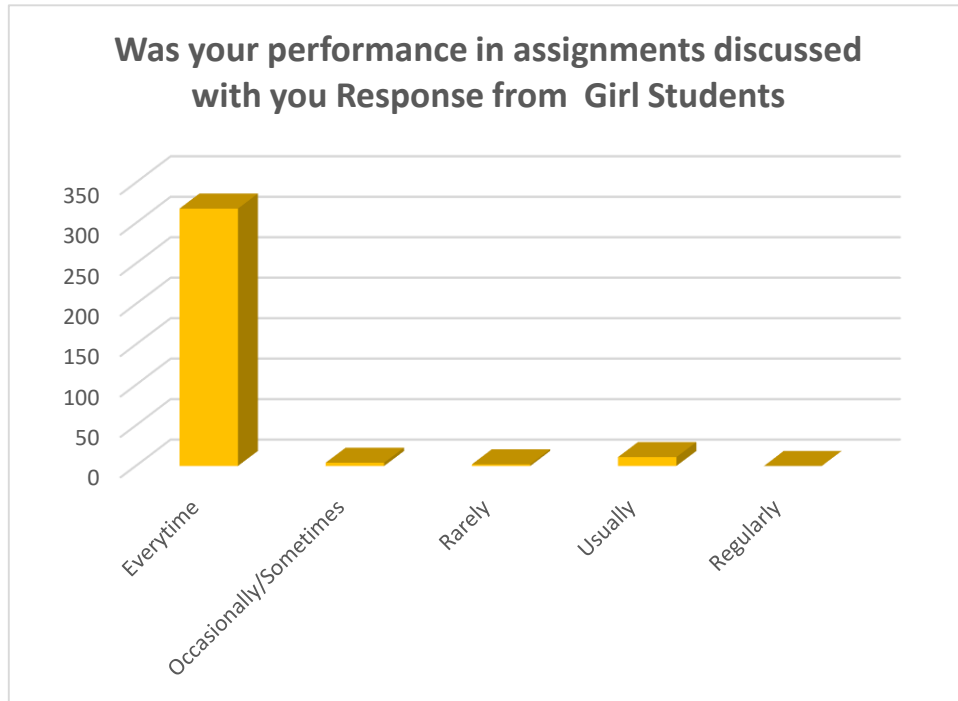
- (a) The opinion of students in the campus for the question ***“Was your performance in assignments discussed with you?”*** is analyzed. The analysis of survey shows that 94% of students conveyed that performance of students in assignments is discussed every time, 4% of students conveyed that performance of students in assignments is discussed usually, 2% of students conveyed that performance of students in assignments is discussed sometimes, 0% of students conveyed that performance of students in assignments is discussed rarely. 0% students conveyed that the performance of student sin assignments is never discussed.



(b) The opinion of boy students in the campus for the question “**Was your performance in assignments discussed with you?**” is analyzed. The analysis of survey shows that 93% of students conveyed that performance of students in assignments is discussed every time, 4% of students conveyed that performance of students in assignments is discussed usually, 2% of students conveyed that performance of students in assignments is discussed sometimes, 0% of students conveyed that performance of students in assignments is discussed rarely. 0% students conveyed that the performance of student sin assignments is never discussed.



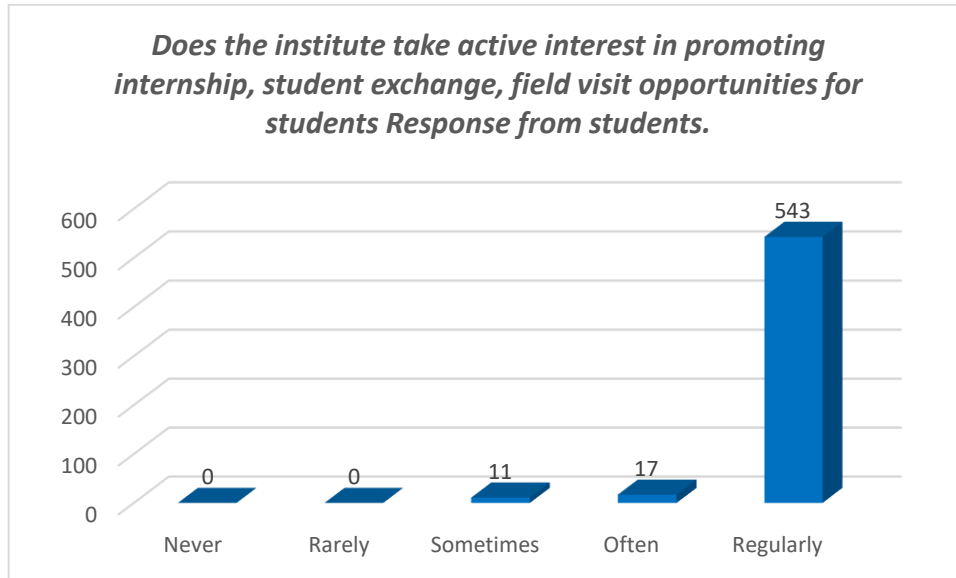
(c) The opinion of girl students in the campus for the question “**Was your performance in assignments discussed with you?**” is analyzed. The analysis of survey shows that 95% of students conveyed that performance of students in assignments is discussed every time, 4% of students conveyed that performance of students in assignments is discussed usually, 1% of students conveyed that performance of students in assignments is discussed sometimes, 0% of students conveyed that performance of students in assignments is discussed rarely. 0% students conveyed that the performance of students in assignments is never discussed.



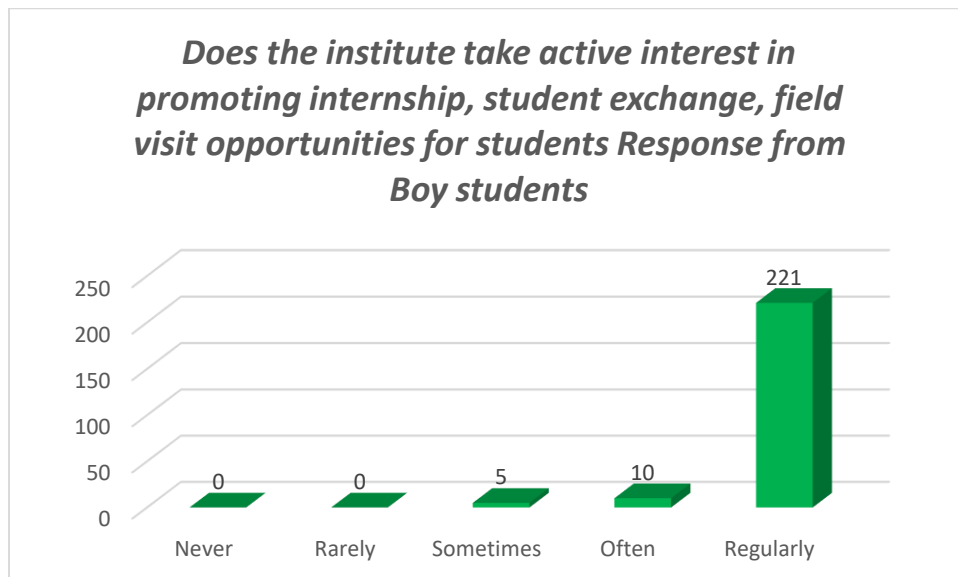
7. Does the institute take active interest in promoting internship, student exchange, field visit opportunities for students?

Opinions	Boy	%	Girl	%	Total	%
Never	0	0	0	0	0	0
Rarely	0	0	0	0	0	0
Sometimes	5	2	6	2	11	2
Often	10	4	7	2	17	3
Regularly	221	94	322	96	543	95
Total	236	100	335	100	571	100

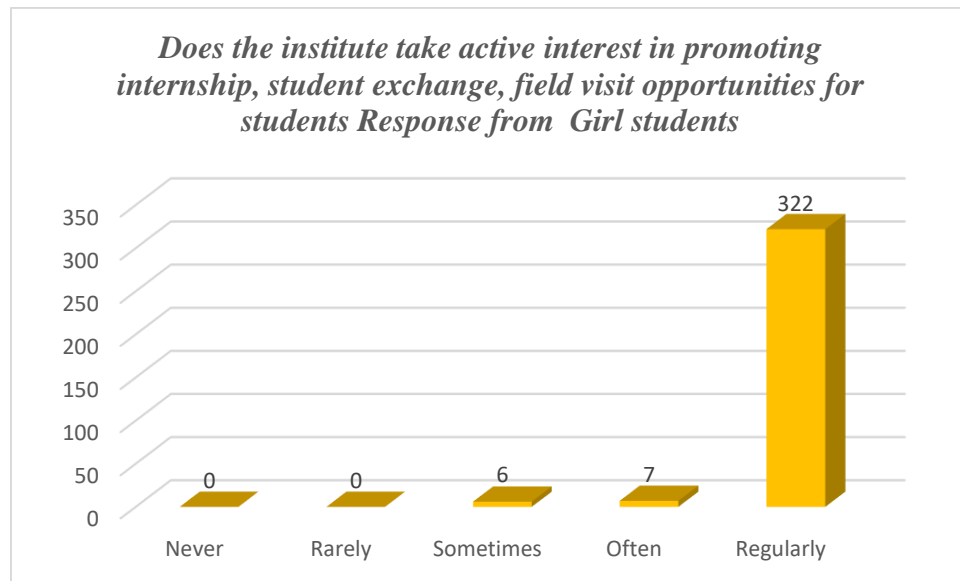
- a) The view of students in the institution for the question **“Does the institute take active interest in promoting internship, student exchange, field visit opportunities for students?”** is analyzed. The analysis of survey shows that 95% of students express that the institute takes active interest in promoting internship, student exchange, field visit opportunities for students regularly, 3% of students express that the institute takes active interest in promoting internship, student exchange, field visit opportunities for students often, 2% of students express that the institute takes active interest in promoting internship, student exchange, field visit opportunities for students sometimes, 0% of students express that the institute takes active interest in promoting internship, student exchange, field visit opportunities for students rarely, 0% of students express that the institute takes active interest in promoting internship, student exchange, field visit opportunities for students never.



b) The view of boy students in the institution for the question *“Does the institute take active interest in promoting internship, student exchange, field visit opportunities for students?”* is analyzed. The analysis of survey shows that 94% of students express that the institute takes active interest in promoting internship, student exchange, field visit opportunities for students regularly, 4% of students express that the institute takes active interest in promoting internship, student exchange, field visit opportunities for students often, 2% of students express that the institute takes active interest in promoting internship, student exchange, field visit opportunities for students sometimes, 0% of students express that the institute takes active interest in promoting internship, student exchange, field visit opportunities for students rarely, 0% of students express that the institute takes active interest in promoting internship, student exchange, field visit opportunities for students never.



(C) The view of girl students in the institution for the question ***“Does the institute take active interest in promoting internship, student exchange, field visit opportunities for students?”*** is analyzed. The analysis of survey shows that 96% of students express that the institute takes active interest in promoting internship, student exchange, field visit opportunities for students regularly , 2% of students express that the institute takes active interest in promoting internship, student exchange, field visit opportunities for students often, 2% of students express that the institute takes active interest in promoting internship, student exchange, field visit opportunities for students sometimes,0% of students express that the institute takes active interest in promoting internship, student exchange, field visit opportunities for students rarely, 0%of students express that the institute takes active interest in promoting internship, student exchange, field visit opportunities for students never.

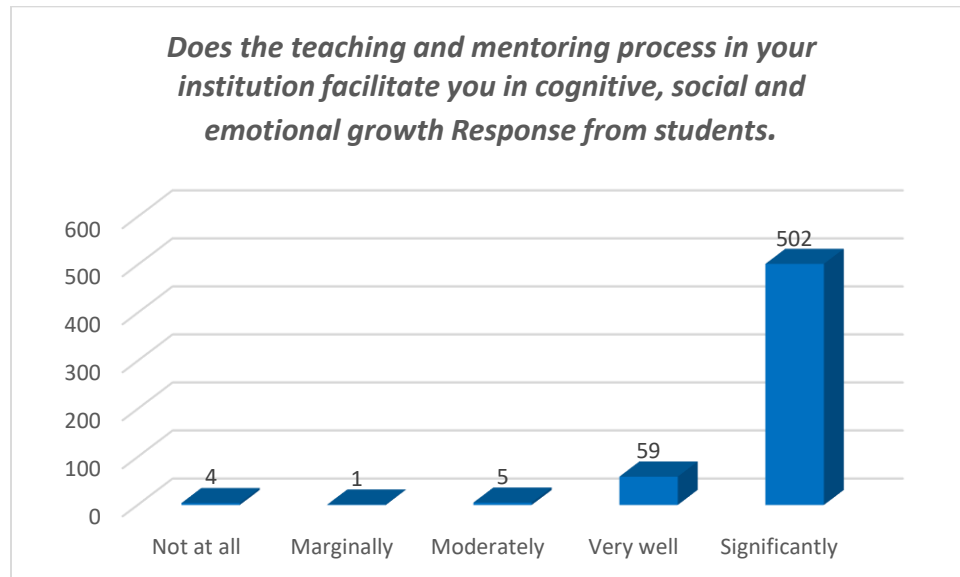


8. Does the teaching and mentoring process in your institution facilitate you in cognitive, social and emotional growth?

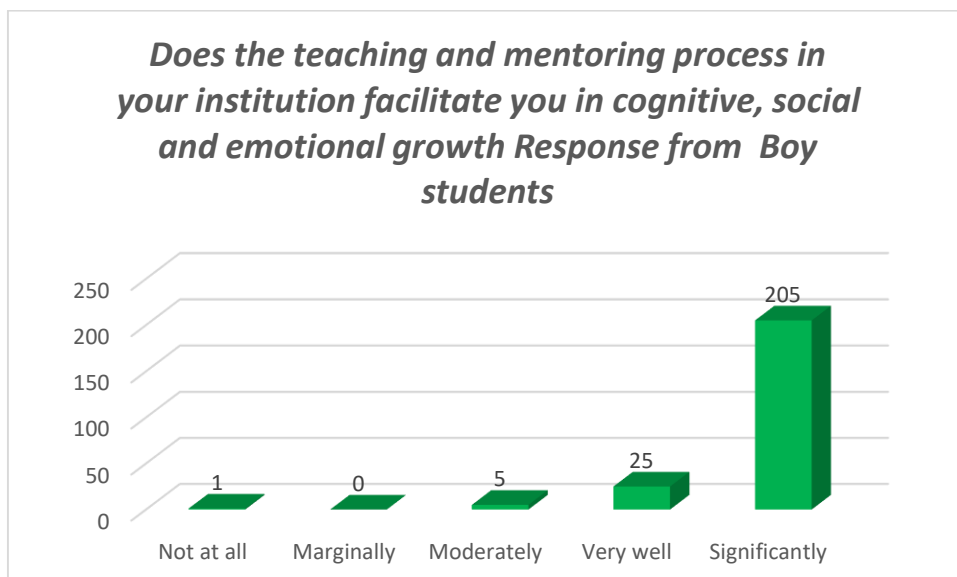
Opinions	Boy	%	Girl	%	Total	%
<i>Not at all</i>	1	0	3	1	4	1
Marginally	0	0	1	0	1	0
Moderately	5	2	0	0	5	1
Very well	25	11	34	10	59	10
Significantly	205	87	297	89	502	88
Total	236	100	335	100	571	100

(a) The opinion of students in the institution for the question ***“Does the teaching and mentoring process in your institution facilitate you in cognitive, social and emotional growth?”*** is analyzed. The analysis of survey shows that 88% of students express that the teaching and mentoring process in your institution facilitate you in cognitive, social and emotional growth is Significantly, 10% of students express that the teaching and mentoring processing your institution facilitate you in cognitive, social and emotional growth is Very well,1% of students express that the teaching and mentoring process in your institution facilitate you in cognitive, social and emotional growth is Moderately, 0% of students express that the teaching and mentoring process

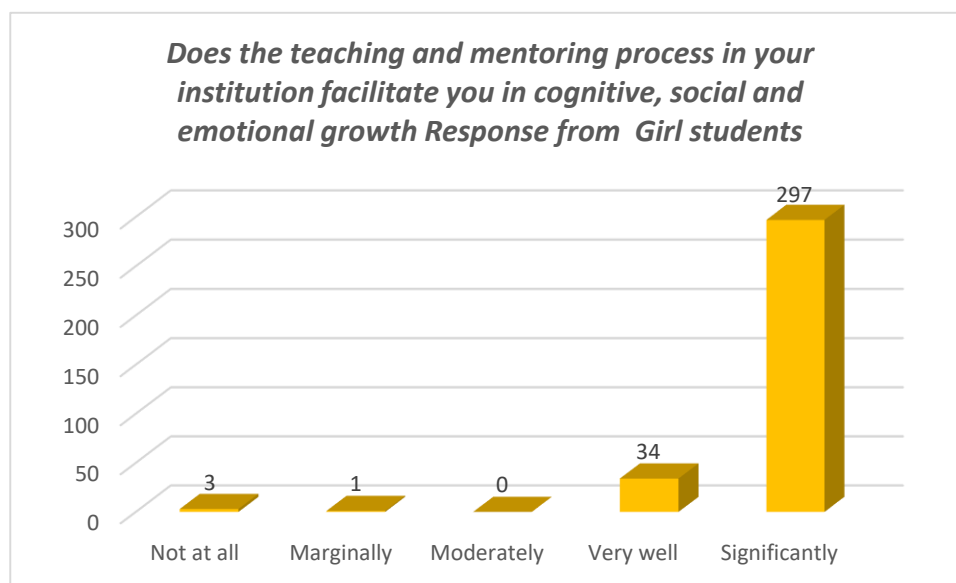
in your institution facilitate you in cognitive, social and emotional growth is Marginally, 0% of students express that the teaching and mentoring process in your institution facilitate you in cognitive, social and emotional growth is Not at all.



(b) The opinion of boy students in the institution for the question **“Does the teaching and mentoring process in your institution facilitate you in cognitive, social and emotional growth?”** is analyzed. The analysis of survey shows that 87% of students express that the teaching and mentoring process in your institution facilitate you in cognitive, social and emotional growth is Significantly, 11% of students express that the teaching and mentoring process in your institution facilitate you in cognitive, social and emotional growth is Very well, 2% of students express that the teaching and mentoring process in your institution facilitate you in cognitive, social and emotional growth is Moderately, 0% of students express that the teaching and mentoring process in your institution facilitate you in cognitive, social and emotional growth is Marginally, 0% of students express that the teaching and mentoring process in your institution facilitate you in cognitive, social and emotional growth is Not at all.



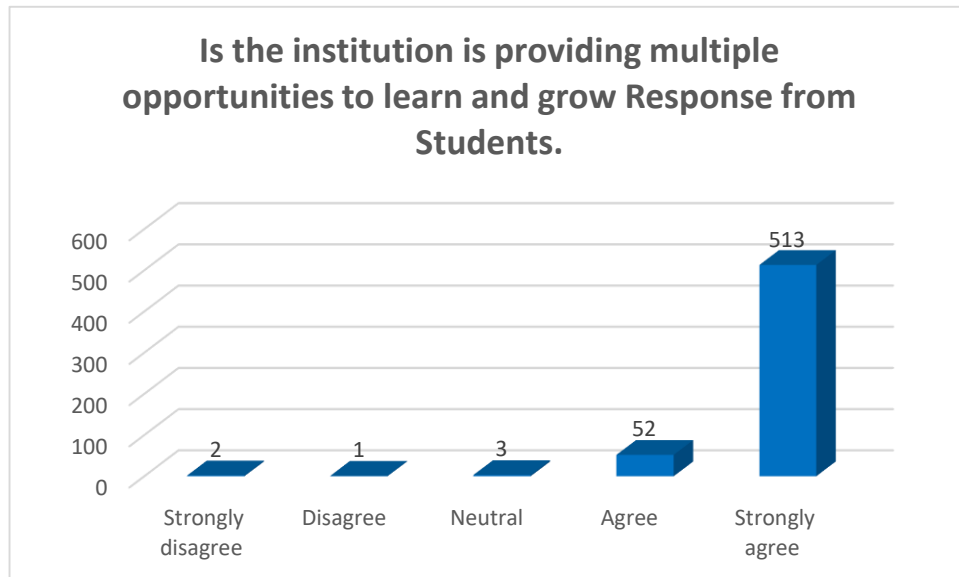
(c) The opinion of girl students in the institution for the question **“Does the teaching and mentoring process in your institution facilitate you in cognitive, social and emotional growth?”** is analyzed. The analysis of survey shows that 89% of students express that the teaching and mentoring process in your institution facilitate you in cognitive, social and emotional growth is Significantly, 10% of students express that the teaching and mentoring process in your institution facilitate you in cognitive, social and emotional growth is Very well, 0% of studentsexpress that the teaching and mentoring process in your institution facilitate you in cognitive, social and emotional growth is Moderately, 0% of students express that the teaching and mentoring process in your institution facilitate you in cognitive, social and emotional growth is Marginally, 1% of students express that the teaching and mentoring process in your institution facilitate you in cognitive, social and emotional growth is Not at all.



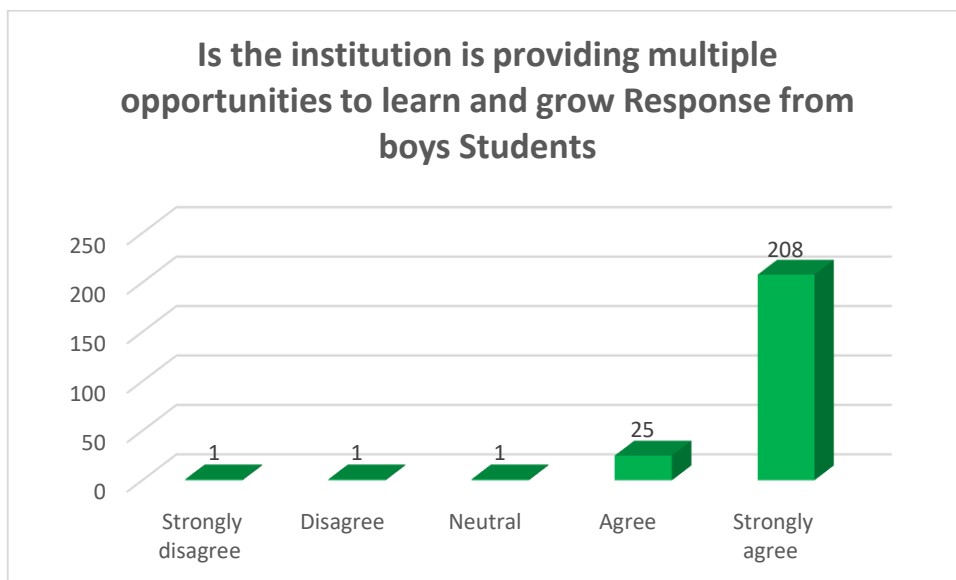
9. Is the institution is providing multiple opportunities to learn and grow?

Opinions	Boy	%	Girl	%	Total	%
<i>Strongly disagree</i>	1	0	1	0	2	0
Disagree	1	0	0	0	1	0
Neutral	1	0	2	1	3	1
Agree	25	11	27	8	52	9
Strongly agree	208	89	305	91	513	90
Total	236	100	335	100	571	100

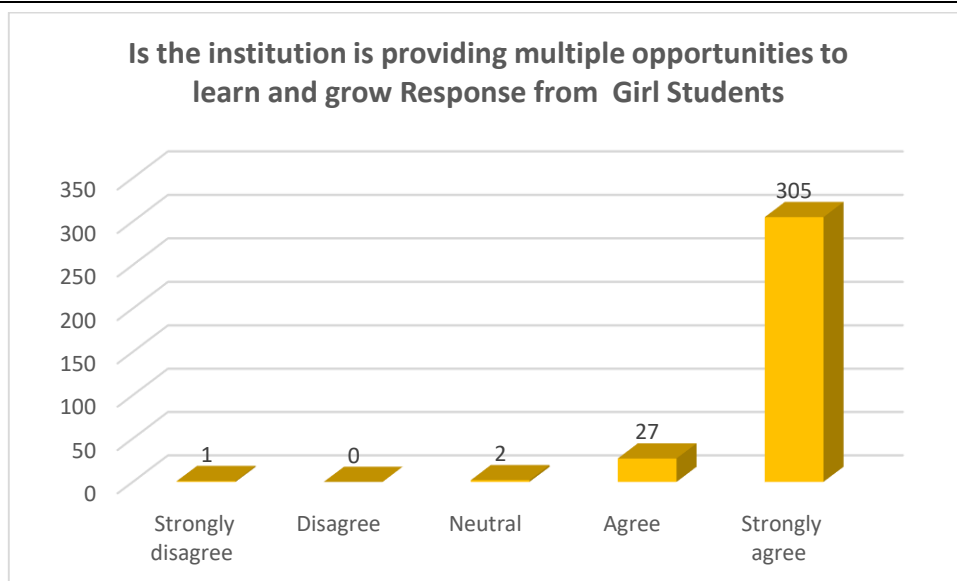
(a) The opinion of students in the institution for the question **“Is the institution is providing multiple opportunities to learn and grow”** analyzed. The analysis of survey shows that 90% of students strongly agree that the institution provide multiple opportunities to learn and grow, 9% of students agree that the institution provide multiple opportunities to learn and grow, 1% of students neutral that the institution provide multiple opportunities to learn and grow, 0% of student disagree that the institution provide multiple opportunities to learn and grow, 0% of students strongly disagree that the institution provide multiple opportunities to learn and grow.



(b) The opinion of boy students in the institution for the question *“Is the institution is providing multiple opportunities to learn and grow?”* is analyzed. The analysis of survey shows that 89% of students strongly agree that the institution provide multiple opportunities to learn and grow, 11% of students agree that the institution provide multiple opportunities to learn and grow, 0% of students neutral that the institution provide multiple opportunities to learn and grow, 0% of students disagree that the institution provide multiple opportunities to learn and grow, 0% of students strongly disagree that the institution provide multiple opportunities to learn and grow.



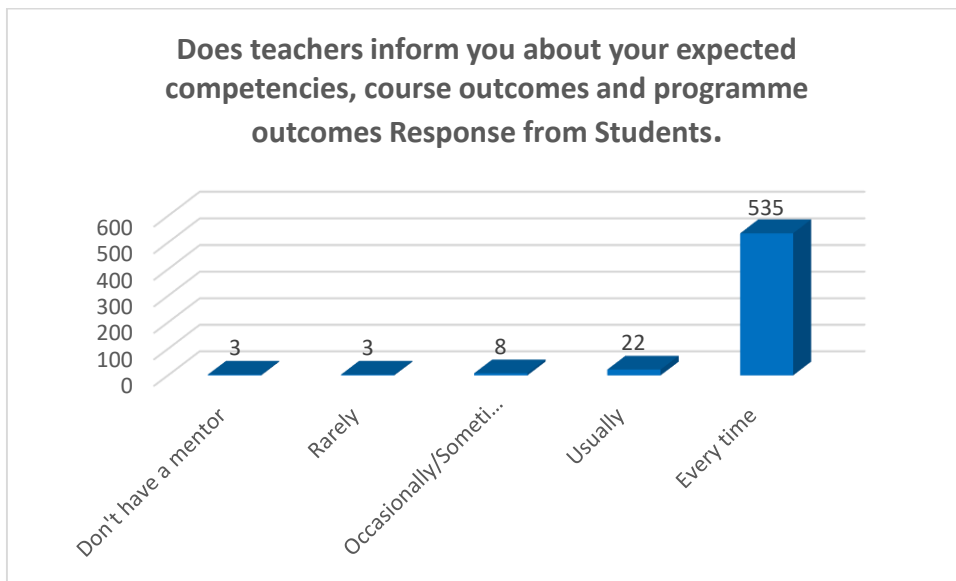
(c) The opinion of girl students in the institution for the question *“Is the institution is providing multiple opportunities to learn and grow?”* is analyzed. The analysis of survey shows that 91% of students strongly agree that the institution provide multiple opportunities to learn and grow, 8% of students agree that the institution provide multiple opportunities to learn and grow, 1% of students neutral that the institution provide multiple opportunities to learn and grow, 0% of students disagree that the institution provide multiple opportunities to learn and grow, 0% of students strongly disagree that the institution provide multiple opportunities to learn and grow.



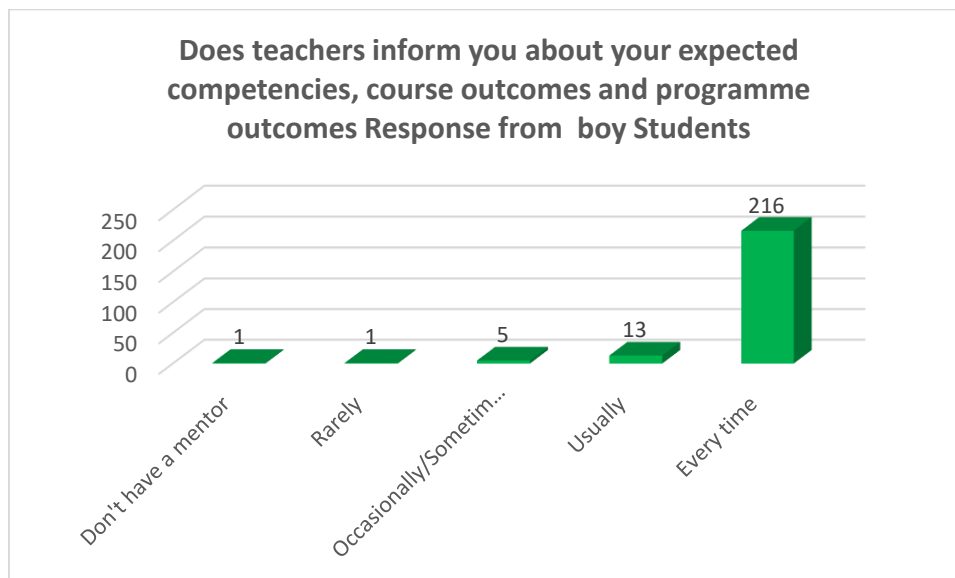
10. Does teachers inform you about your expected competencies, course outcomes and programme outcomes?

Opinions	Boy	%	Girl	%	Total	%
<i>Don't have a mentor</i>	1	0	2	1	3	1
Rarely	1	0	2	1	3	1
Occasionally/Sometimes	5	2	3	1	8	1
Usually	13	6	9	2	22	3
Every time	216	92	319	95	535	94
Total	236	100	335	100	571	100

(a) The opinion of students in the campus for the question **“Does teachers inform you about your expected competencies, course outcomes and programme outcomes?”** is analyzed. The analysis of survey shows that 94% of students conveyed that teachers inform students about expected competencies, course outcomes and programme outcomes every time, 3% of students conveyed that teachers inform students about expected competencies, course outcomes and programme outcomes usually, 1% of students conveyed that teachers inform students about expected competencies, course outcomes and programme outcomes sometimes, 1% of students conveyed that teachers inform students about expected competencies, course outcomes and programme outcomes rarely. 1% students conveyed that teachers never inform students about expected competencies, course outcomes and programme outcomes.

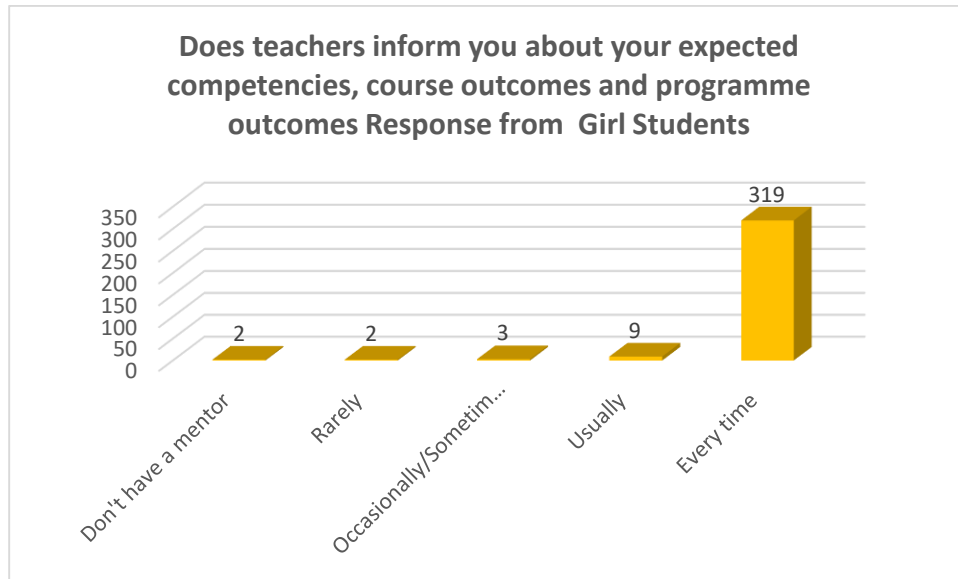


- (b) The opinion of boy students in the campus for the question “**Does teachers inform you about your expected competencies, course outcomes and programme outcomes?**” is analyzed. The analysis of survey shows that 92% of students conveyed that teachers inform students about expected competencies, course outcomes and programme outcomes every time, 6% of students conveyed that teachers inform students about expected competencies, course outcomes and programme outcomes usually, 2% of students conveyed that teachers inform students about expected competencies, course outcomes and programme outcomes sometimes, 0% of students conveyed that teachers inform students about expected competencies, course outcomes and programme outcomes rarely. 0% students conveyed that teachers never inform students about expectedcompetencies, course outcomes and programme outcomes.



- (c) The opinion of girl students in the campus for the question “*Does teachers inform you about your expected competencies, course outcomes and programme outcomes?*” is analyzed. The analysis of survey shows that 95% of students conveyed that teachers inform students about expected competencies, course outcomes and programme outcomes every time, 2% of students conveyed that teachers inform students about expected competencies, course outcomes and programme outcomes usually, 1% of students conveyed that teachers inform students about expected competencies, course outcomes and programme outcomes sometimes, 1% of students

conveyed that teachers inform students about expected competencies, course outcomes and programme outcomes rarely. 1% students conveyed that teachers never inform students about expected competencies, course outcomes and programme outcomes.

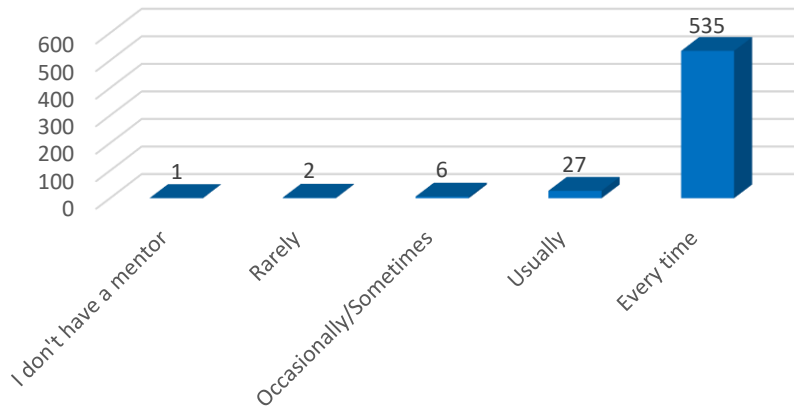


11. Your mentor does a necessary follow-up with an assigned task to you.

Opinions	Boy	%	Girl	%	Total	%
<i>I don't have a mentor</i>	0	0	1	0	1	0
Rarely	2	1	0	0	2	0
Occasionally/Sometimes	5	2	1	0	6	1
Usually	18	8	9	3	27	5
Every time	211	89	324	97	535	94
Total	236	100	335	100	571	100

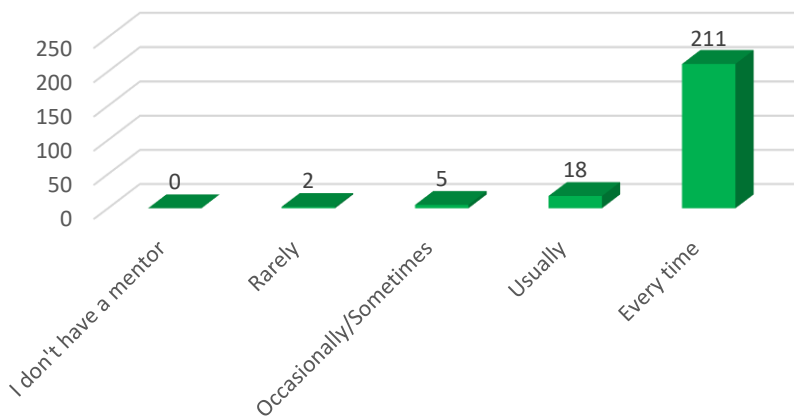
- (a) The opinion of students in the campus for the question ***“Your mentor does a necessary follow-up with an assigned task to you”*** is analyzed. The analysis of survey shows that 94% of students conveyed that mentor does a necessary follow-up with an assigned task every time, 5% of students conveyed that mentor does a necessary follow-up with an assigned task usually, 1% of students conveyed that mentor does a necessary follow-up with an assigned task sometimes, 0% of students conveyed that mentor does a necessary follow-up with an assigned task rarely. 0% students conveyed that the never mentor does a necessary follow-up with an assigned task.

Your mentor does a necessary follow-up with an assigned task to you Response from Students.

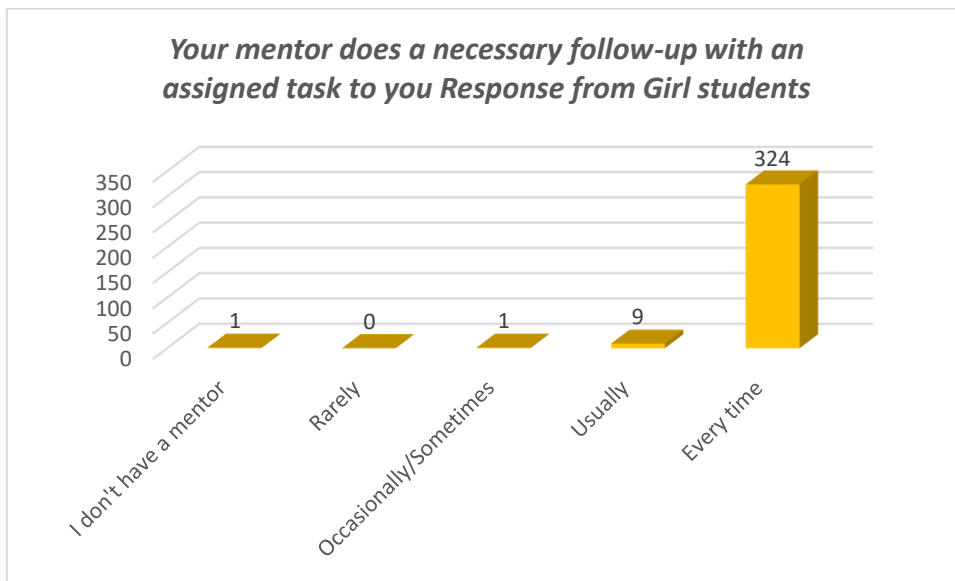


(b) The opinion of boy students in the campus for the question ***“Your mentor does a necessary follow-up with an assigned task to you”*** is analyzed. The analysis of survey shows that 89% of students conveyed that mentor does a necessary follow-up with an assigned task every time, 8% of students conveyed that mentor does a necessary follow-up with an assigned task usually, 2% of students conveyed that mentor does a necessary follow-up with an assigned task sometimes, 1% of students conveyed that mentor does a necessary follow-up with an assigned task rarely. 0% students conveyed that the never Mentor does a necessary follow-up with an assigned task.

Your mentor does a necessary follow-up with an assigned task to you response from Boy students.



(c) The opinion of girl students in the campus for the question ***“Your mentor does a necessary follow-up with an assigned task to you”*** is analyzed. The analysis of survey shows that 97% of students conveyed that mentor does a necessary follow-up with an assigned task every time, 3% of students conveyed that mentor does a necessary follow-up with an assigned task usually, 0% of students conveyed that mentor does a necessary follow-up with an assigned task sometimes, 0% of students conveyed that mentor does a necessary follow-up with an assigned task rarely. 0% students conveyed that the never Mentor does a necessary follow-up with an assigned task.

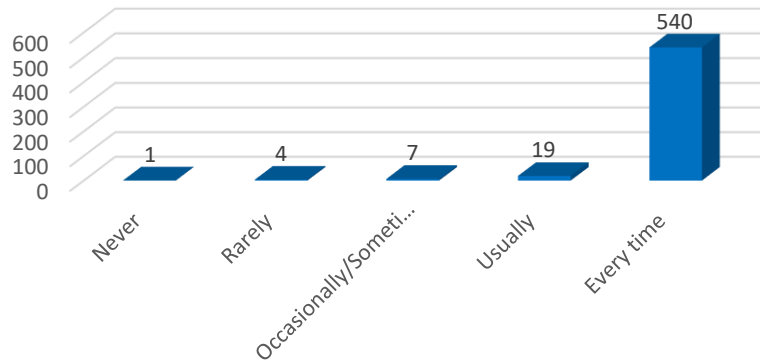


12. Do the teachers illustrate the concepts through examples and applications?

Opinions	Boy	%	Girl	%	Total	%
<i>Never</i>	0	0	1	0	1	0
Rarely	1	0	3	1	4	1
Occasionally/Sometimes	6	3	1	0	7	1
Usually	12	5	7	2	19	4
Every time	217	92	323	97	540	94
Total	236	100	335	100	571	100

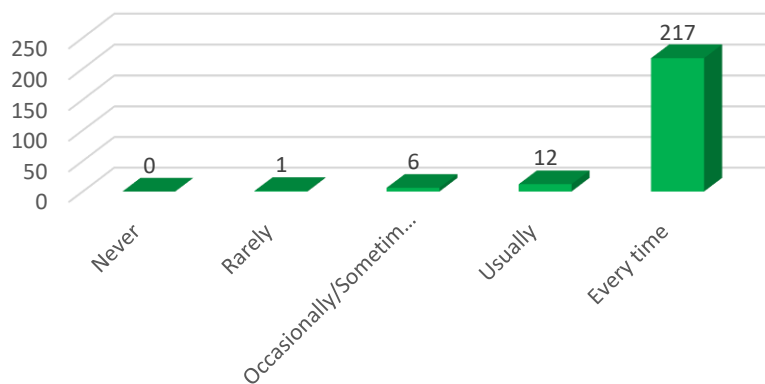
- (a) The opinion of students in the campus for the question ***“Do the teachers illustrate the concepts through examples and applications?”*** is analyzed. The analysis of survey shows that 94% of students conveyed that The teachers illustrate the concepts through examples and applications everytime, 4% of students conveyed that The teachers illustrate the concepts through examples and applications usually, 2% of students conveyed that The teachers illustrate the concepts through examples and applications sometimes, 1% of students conveyed that The teachers illustrate the concepts through examples and applications rarely. 0% students conveyed that the teachers never illustrate the concepts through examples and applications.

Do the teachers illustrate the concepts through examples and applications Response from Students.

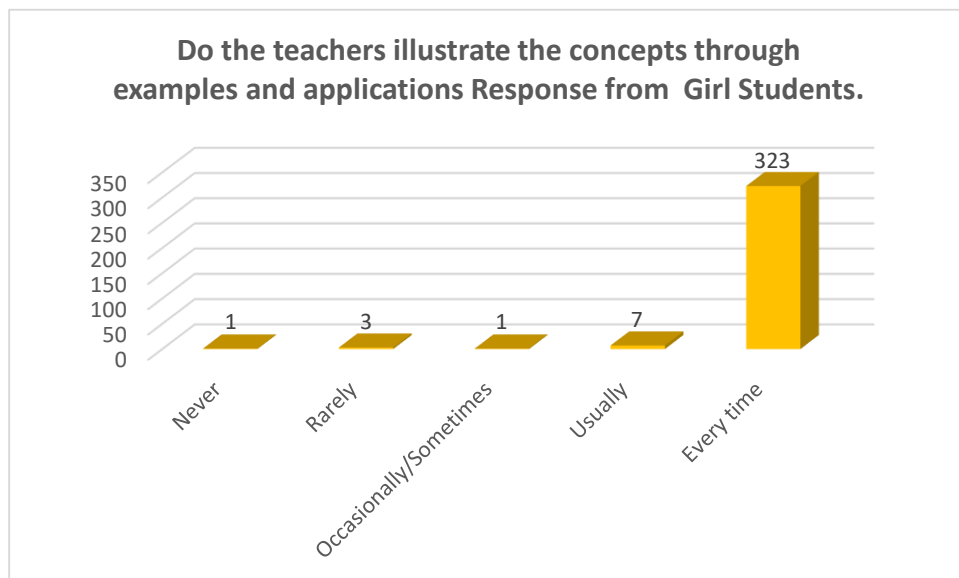


(b) The opinion of boy students in the campus for the question **“Do the teachers illustrate the concepts through examples and applications?”** is analyzed. The analysis of survey shows that 92% of students conveyed that The teachers illustrate the concepts through examples and applications every time, 5% of students conveyed that The teachers illustrate the concepts through examples and applications usually, 3% of students conveyed that The teachers illustrate the concepts through examples and applications sometimes, 0% of students conveyed that The teachers illustrate the concepts through examples and applications rarely. 0% students conveyed that the teachers never illustrate the concepts through examples and applications.

Do the teachers illustrate the concepts through examples and applications Response from Boy Students.



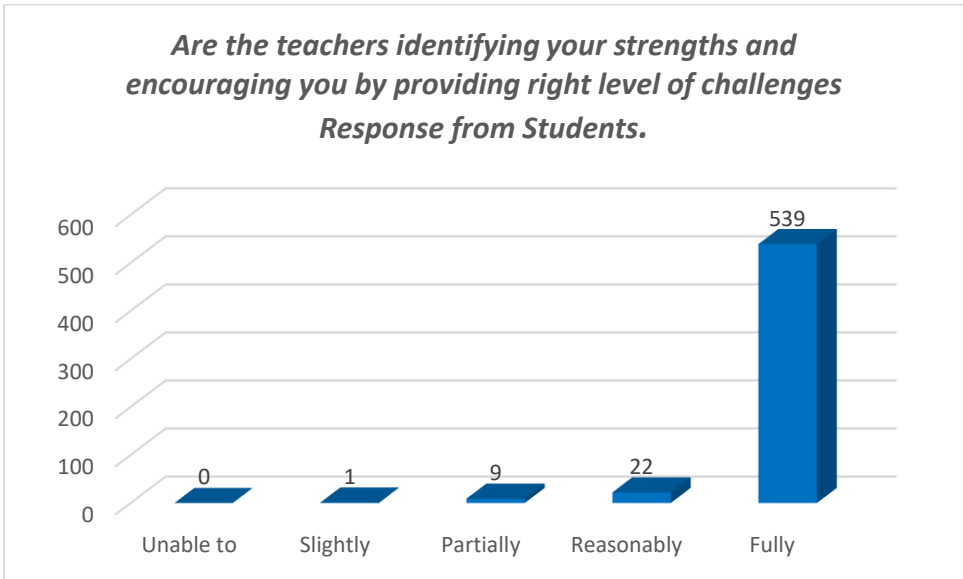
(C) The opinion of girl students in the campus for the question **“Do the teachers illustrate the concepts through examples and applications?”** is analyzed. The analysis of survey shows assigned task every time 97% of students conveyed that mentor does a necessary follow-up with an assigned task usually 1% of students conveyed that mentor does a necessary follow-up with an assigned task sometimes 1% of students conveyed that mentor does a necessary follow-up with an assigned task rarely 1% students conveyed that the never mentor does a necessary follow-up with an assigned task. that, 1% of students conveyed that The teachers illustrate the concepts through examples and applications rarely. 0% students conveyed that the teachers never illustrate the concepts through examples and applications.



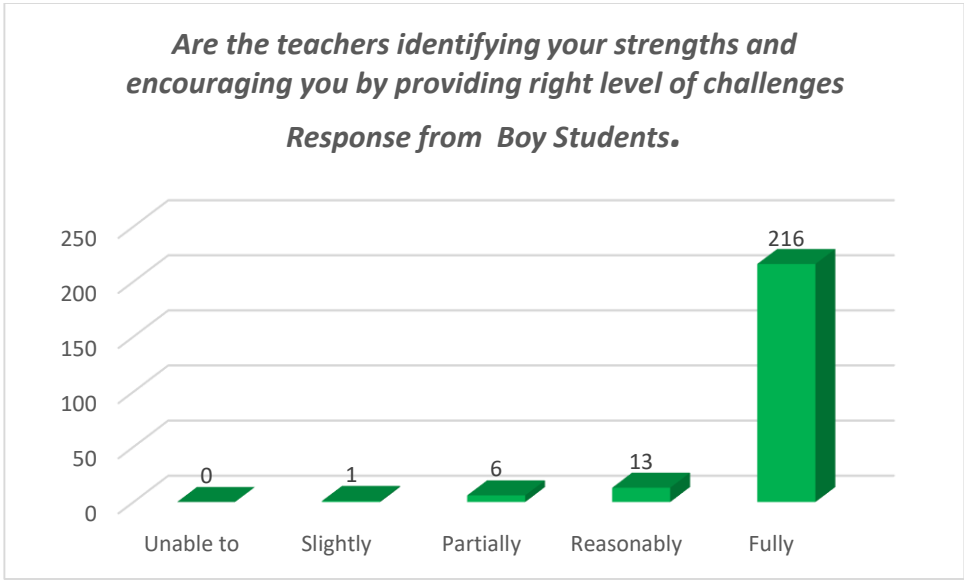
13. Are the teachers identifying your strengths and encouraging you by providing right level of challenges?

Opinions	Boy	%	Girl	%	Total	%
Unable to	0	0	0	0	0	0
Slightly	1	0	0	0	1	0
Partially	6	3	3	0	9	2
Reasonably	13	6	9	3	22	4
fully	216	91	323	97	539	94
total	236	100	335	100	571	100

(a) The opinion of the students in the institution for the question “*Are the teachers identifying your strengths and encouraging you by providing right level of challenges?*” is analyzed. The analysis of survey shows that 94% of students fully agree that the teachers identify the strengths of and encouraging them by proving right level of challenges. 4% of students reasonably agree that the teachers identify the strengths of and encouraging them by proving right level of challenges, 2% of students partially agree that the teachers identify the strengths of and encouraging them by proving right level of challenges, 0% of students slightly agree that the teachers identify the strengths of and encouraging them by proving right level of challenges, 0% of students Unable to agree that the teachers identify the strengths of and encouraging them by proving right level of challenges.

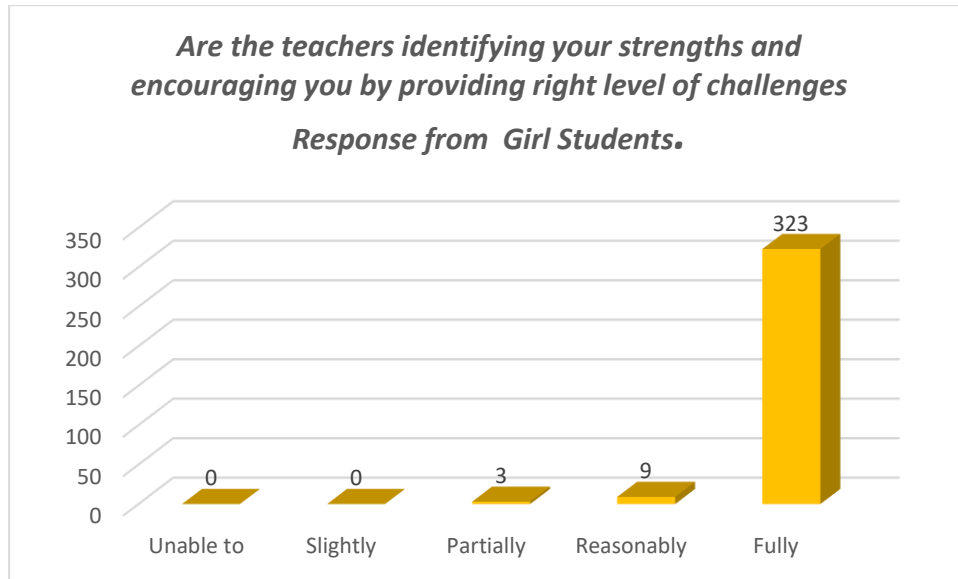


(b) The opinion of the boy students in the institution for the question **“Are the teachers identifying your strengths and encouraging you by providing right level of challenges?”** is analyzed. The analysis of survey shows that 91% of students fully agree that the teachers identify the strengths of and encouraging them by proving right level of challenges.13% of students reasonably agree that the teachers identify the strengths of and encouraging them by proving right level of challenges, 6% of students partially agree that the teachers identify the strengths of and encouraging them by proving right level of challenges, 1% of students slightly agree that the teachers identify the strengths of and encouraging them by proving right level of challenges, 0% of students Unable to agree that the teachers identify the strengths of and encouraging them by proving right level of challenges.



(c) The opinion of girl students in the institution for the question **“Are the teachers identifying your strengths and encouraging you by providing right level of challenges?”** is analyzed. The analysis of survey shows that 97% of students fully agree that the teachers identify the strengths of and encouraging them by proving right level of challenges. 3% of students reasonably agree that the teachers identify the strengths of and encouraging them by proving right level of challenges, 0% of students partially agree that the teachers identify the strengths of and encouraging them by proving right level of challenges, 0% of students slightly agree that the teachers identify the Strengths of

and encouraging them by providing right level of challenges, 0% of students partially agree that the teachers identify the strengths of and encouraging them by providing right level of challenges.

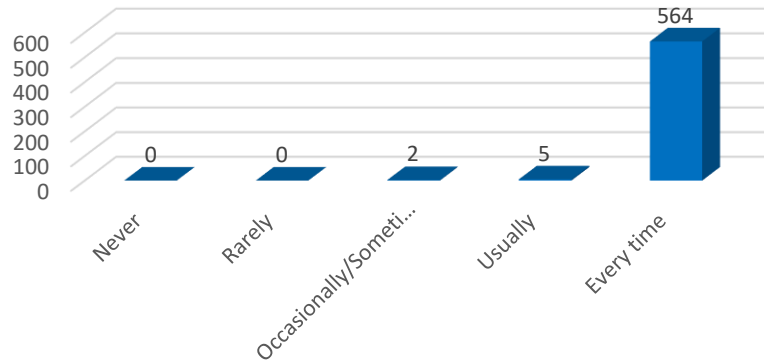


14. Do the teachers identify your weaknesses and help you to overcome them?

Opinions	Boy	%	Girl	%	Total	%
<i>Never</i>	0	0	0	0	0	0
<i>Rarely</i>	0	0	0	0	0	0
<i>Occasionally/Sometimes</i>	1	0	1	0	2	0
<i>Usually</i>	0	0	5	2	5	1
<i>Every time</i>	235	100	329	98	564	99
Total	236	100	335	100	571	100

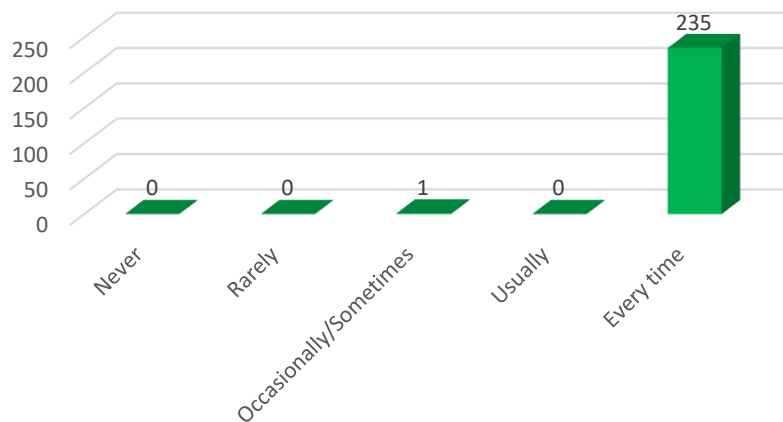
- (a) The opinion of the students in the institution for the question “**Do the teachers identify your weaknesses and help you to overcome them?**” is analyzed. 99% of students conveyed that the teachers are able to identify the weaknesses and help them overcome from weaknesses every time. 1% of students conveyed that the teachers are able to identify the weaknesses and help them overcome from weaknesses usually. 0% of students conveyed that the teachers are able to identify the weaknesses and help them overcome from weaknesses occasionally. 0% of students conveyed that the teachers are able to identify the weaknesses and help them overcome from weaknesses rarely. 0% of students conveyed that the teachers are never able to identify the weaknesses and help them overcome from weaknesses.

Do the teachers identify your weaknesses and help you to overcome them Response from Students.

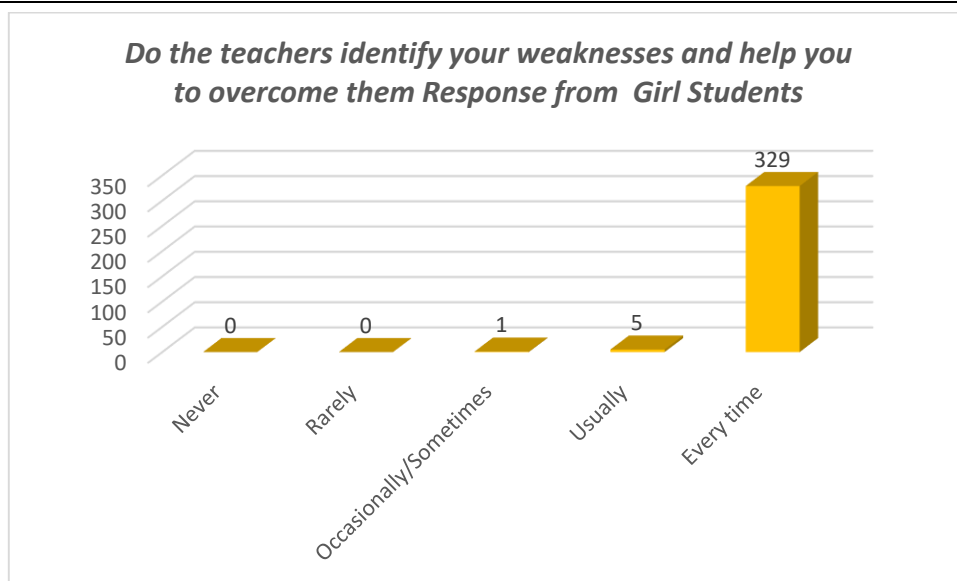


(b) The opinion of the boy students in the institution for the question ***“Do the teachers identify your weaknesses and help you to overcome them?”*** is analyzed. 100% of students conveyed that the teachers are able to identify the weaknesses and help them overcome from weaknesses every time. 0% of students conveyed that the teachers are able to identify the weaknesses and help them overcome from weaknesses usually. 0% of students conveyed that the teachers are able to identify the weaknesses and help them overcome from weaknesses occasionally. 0% of students conveyed that the teachers are able to identify the weaknesses and help them overcome from weaknesses rarely. 0%of students conveyed that the teachers are never able to identify the weaknesses and help them overcome from weaknesses

Do the teachers identify your weaknesses and help you to overcome them Response from Boy Students



(c). The opinion of the girl students in the institution for the question ***“Do the teachers identify your weaknesses and help you to overcome them?”*** is analyzed. 98% of students conveyed that the teachers are able to identify the weaknesses and help them overcome from weaknesses every time. 2% of students conveyed that the teachers are able to identify the weaknesses and help them overcome from weaknesses usually. 0% of students conveyed that the teachers are able to identify the weaknesses and help them overcome from weaknesses occasionally. 0% of students conveyed that the teachers are able to identify the weaknesses and help them overcome from weaknesses rarely. 0%of students conveyed that the teachers are never able to identify the weaknesses and help them overcome from weaknesses.

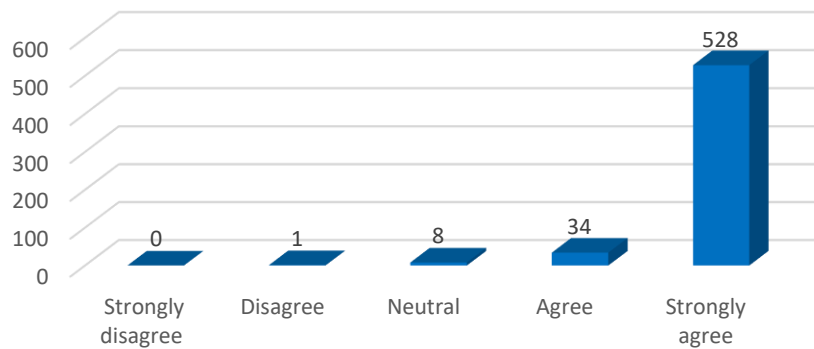


15. Does the institution make effort to engage students in the monitoring, review and continuous quality improvement of the teaching learning process?

Opinions	Boy	%	Girl	%	Total	%
<i>Strongly disagree</i>	0	0	0	0	0	0
Disagree	1	0	0	0	1	0
Neutral	6	3	2	1	8	1
Agree	18	8	16	5	34	6
Strongly agree	211	89	317	94	528	93
Total	236	100	335	100	571	100

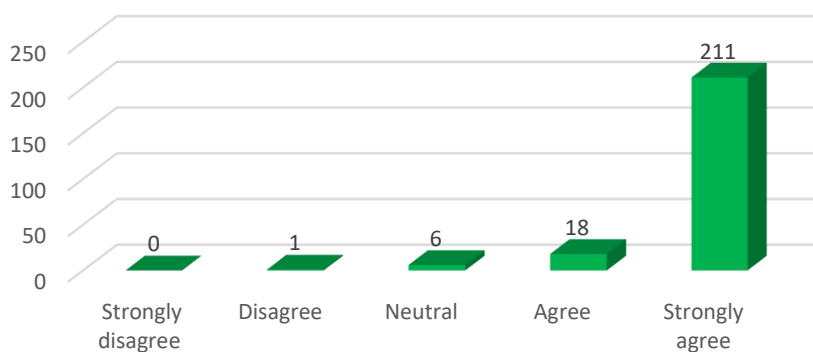
(a) The opinion of students in the campus for the question “Does the institution makes effort to engage students in the monitoring, review and continuous quality improvement of the teaching learning process?” is analyzed. The analysis of survey shows that 93% of students strongly agree that The institution makes effort to engage students in the monitoring, review and continuous quality improvement of the teaching learning process, 6% of students agree that the institution makes effort to engage students in the monitoring, review and continuous quality improvement of the teaching learning process, 1% of students are neutral that the institution makes effort to engage students in the monitoring, review and continuous quality improvement of the teaching learning process, 1% of students disagree that the institution makes effort to engage students in the monitoring, review and continuous quality improvement of the teaching learning process. 0% students strongly disagree that The institution makes effort to engage students in the monitoring, review and continuous quality improvement of the teaching learning process.

Does the institution makes effort to engage students in the monitoring, review and continuous quality improvement of the teaching learning process Response from students



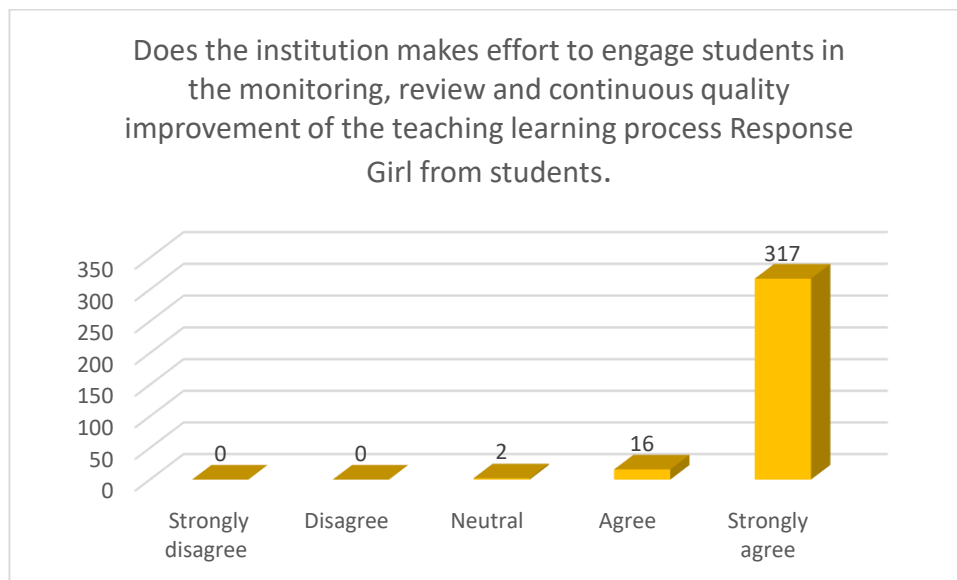
(b) The opinion of boy students in the campus for the question “Does the institution makes effort to engage students in the monitoring, review and continuous quality improvement of the teaching learning process?” is analyzed. The analysis of survey shows that 89% of students strongly agree that The institution makes effort to engage students in the monitoring, review and continuous quality improvement of the teaching learning process, 8% of students agree that the institution makes effort to engage students in the monitoring, review and continuous quality improvement of the teaching learning process, 3% of students are neutral that the institution makes effort to engage students in the monitoring, review and continuous quality improvement of the teaching learning process, 0% of students disagree that the institution makes effort to engage students in the monitoring, review and continuous quality improvement of the teaching learning process. 0% students strongly disagree that the institution makes effort to engage students in the monitoring, review and continuous quality improvement of the teaching learning process.

Does the institution makes effort to engage students in the monitoring, review and continuous quality improvement of the teaching learning process Response Boy from students



(c) The opinion of girl students in the campus for the question “Does the institution makes effort to engage students in the monitoring, review and continuous quality improvement of the teaching learning process?” is analyzed. The analysis of survey shows that 94% of students strongly agree that the institution makes effort to engage students in the monitoring, review and continuous quality improvement of the teaching learning process, 5% of students agree that the institution makes effort to engage students in the monitoring, review and continuous quality improvement of the teaching learning process, 1% of students are neutral that The institution makes effort to engage students in the

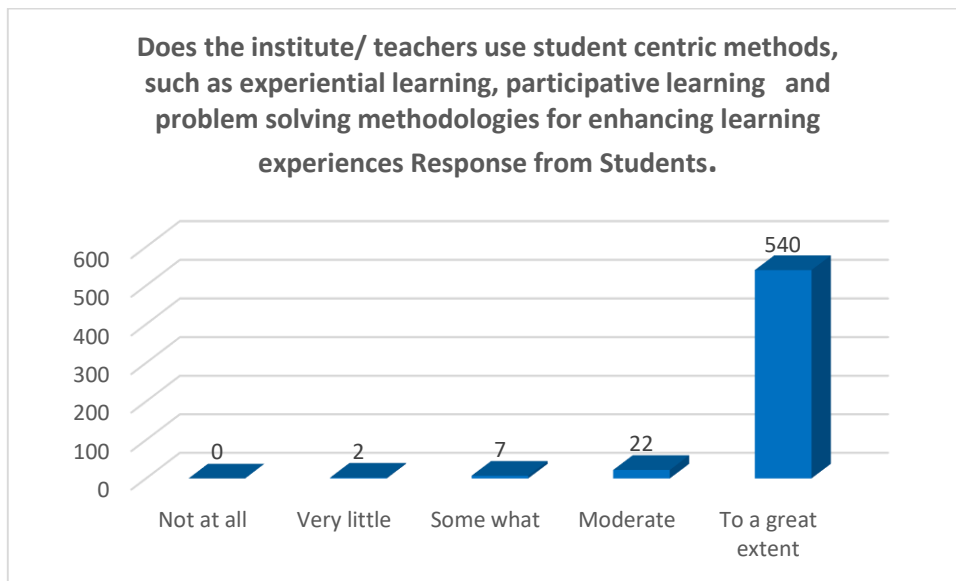
monitoring, review and continuous quality improvement of the teaching learning process, 0% of students disagree that the institution makes effort to engage students in the monitoring, review and continuous quality improvement of the teaching learning process. 0% students strongly disagree that the institution makes effort to engage students in the monitoring, review and continuous quality improvement of the teaching learning process.



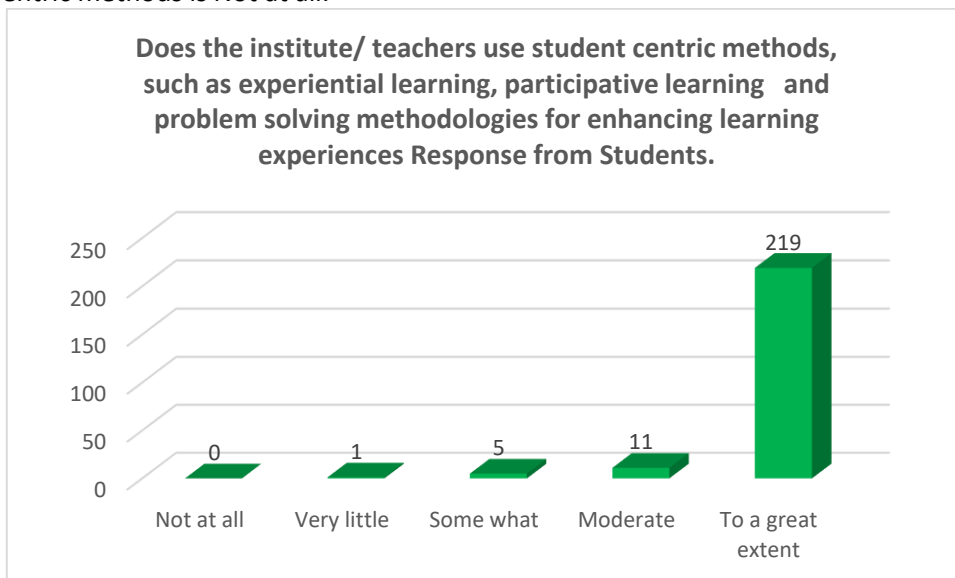
16. *Does the institute/ teachers use student centric methods, such as experiential learning, participative learning and problem solving methodologies for enhancing learning experiences?*

Opinions	Boy	%	Girl	%	Total	%
<i>Not at all</i>	0	0	0	0	0	0
Very little	1	0	1	0	2	0
Some what	5	2	2	0	7	1
Moderate	11	5	11	4	22	4
To a great extent	219	93	321	96	540	95
Total	236	100	335	100	571	100

(a) The opinion of students in the campus for the question “**Does the institute/ teachers use student centric methods, such as experiential learning, participative learning and problem solving methodologies for enhancing learning experiences?**” is analyzed. The analysis of survey shows that 95% of students conveyed that The institute/ teachers use student centric methods is To a great extent, 4% of students conveyed that The institute/ teachers use student centric methods is moderate, 1% of students conveyed that The institute/ teachers use student centric methods is just somewhat, 0% of students conveyed that The institute/ teachers use student centric methods is very little. 0% students conveyed that the institute/ teachers use student centric methods is Not at all.

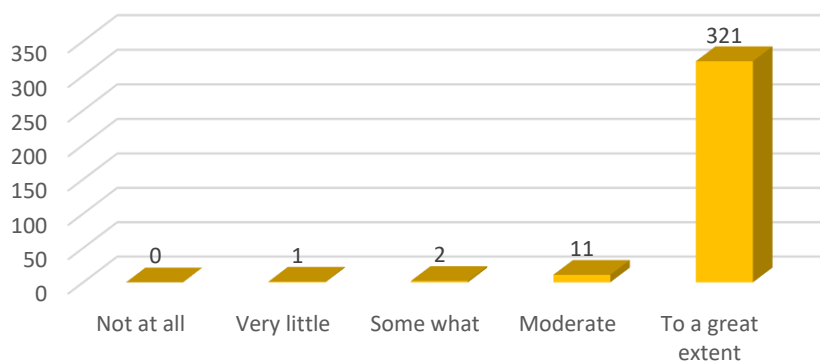


- (b) The opinion of boy students in the campus for the question “Does the institute/ teachers use student centric methods, such as experiential learning, participative learning and problem solving methodologies for enhancing learning experiences?” is analyzed. The analysis of survey shows that 93% of students conveyed that The institute/ teachers use student centric methods is To a great extent, 5% of students conveyed that The institute/ teachers use student centric methods is moderate, 2% of students conveyed that The institute/ teachers use student centric methods is somewhat, 0% of students conveyed that The institute/ teachers use student centric methods is very little. 0% students conveyed that The institute/ teachers use student centric methods is Not at all.



- (c) The opinion of girls students in the campus for the question “Does the institute/ teachers use student centric methods, such as experiential learning, participative learning and problem solving methodologies for enhancing learning experiences?” is analyzed. The analysis of survey shows that 96% of students conveyed that The institute/ teachers use student centric methods is To a great extent, 4% of students conveyed that The institute/ teachers use student centric methods is moderate, 0% of students conveyed that The institute/ teachers use student centric methods is somewhat, 0% of students conveyed that The institute/ teachers use student centric methods is very little. 0% students conveyed that the institute/ teachers use student centric methods is Not at all.

Does the institute/ teachers use student centric methods, such as experiential learning, participative learning and problem solving methodologies for enhancing learning experiences Response from Students.

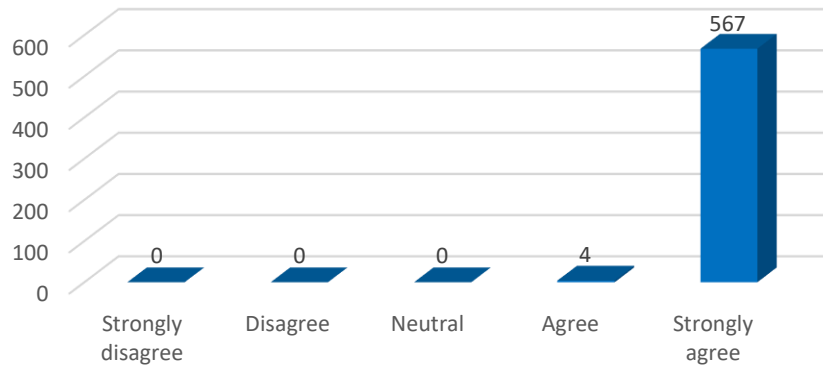


17. Do teachers encourage you to participate in extracurricular activities?

Opinions	Boy	%	Girl	%	Total	%
<i>Strongly disagree</i>	0	0	0	0	0	0
Disagree	0	0	0	0	0	0
Neutral	0	0	0	0	0	0
Agree	0	0	4	1	4	1
Strongly agree	236	100	331	99	567	99
Total	236	100	335	100	571	100

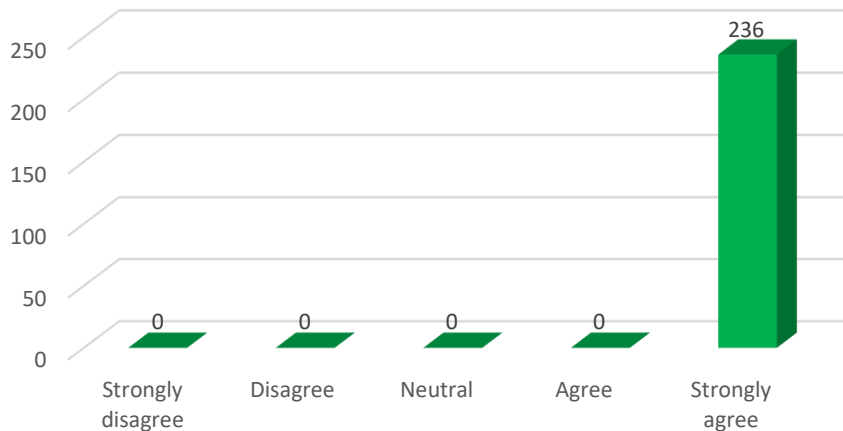
- (a) The opinion of students in the campus for the question **“Do the teachers encourage you to participate in extracurricular activities?”** is analyzed. The analysis of survey shows that 99% of students conveyed that the Teachers encourage them to participate in extracurricular activities is Strongly agree, 1% of students conveyed that the Teachers encourage them to participate in extracurricular activities is agree, 0% of students conveyed that the Teachers encourage them to participate in extracurricular activities is neutral, 0% of students conveyed that the Teachers encourage them to participate in extracurricular activities is disagree. 0% students conveyed that the Teachers encourage them to participate in extracurricular activities is strongly disagree.

Do the teachers encourage you to participate in extracurricular activities Response from Students.



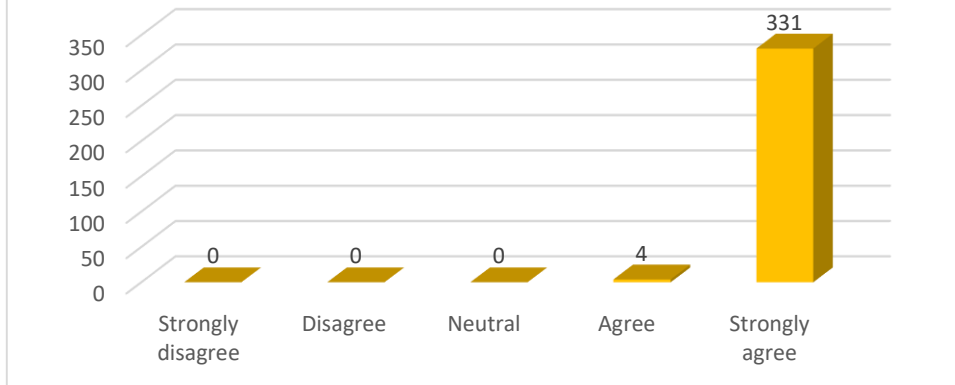
- (b) The opinion of boy students in the campus for the question ***“Do the teachers encourage you to participate in extracurricular activities?”*** is analyzed. The analysis of survey shows that 100% of students conveyed that the Teachers encourage them to participate in extracurricular activities is strongly agree, 0% of students conveyed that the Teachers encourage them to participate in extracurricular activities is agree, 0% of students conveyed that the Teachers encourage them to participate in extracurricular activities is neutral, 0% of students conveyed that the Teachers encourage them to participate in extracurricular activities is disagree. 0% students conveyed that the Teachers encourage them to participate in extracurricular activities is strongly disagree.

Do the teachers encourage you to participate in extracurricular activities Response from boy Students.



- (c) The opinion of boy students in the campus for the question ***“Do the teachers encourage you to participate in extracurricular activities?”*** is analyzed. The analysis of survey shows that 99% of students conveyed that the Teachers encourage them to participate in extracurricular activities is strongly agree, 1% of students conveyed that the Teachers encourage them to participate in extracurricular activities is agree, 0% of students conveyed that the Teachers encourage them to participate in extracurricular activities is neutral, 0% of students conveyed that the Teachers encourage them to participate in extracurricular activities is disagree. 0% students conveyed that the Teachers encourage them to participate in extracurricular activities is strongly disagree.

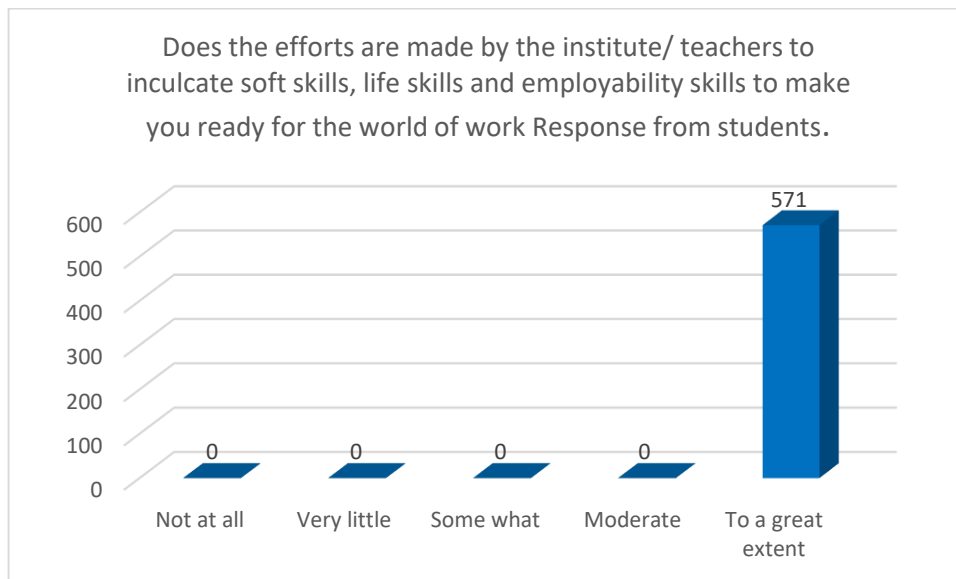
Do the teachers encourage you to participate in extracurricular activities Response from Girl Students



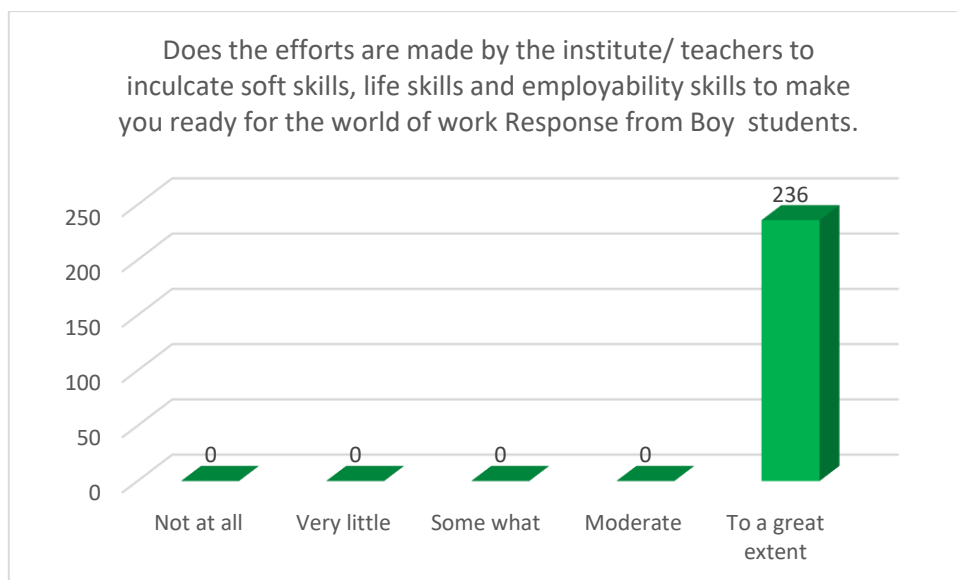
18. Does the efforts are made by the institute/ teachers to inculcate soft skills, life skills and employability skills to make you ready for the world of work's.

Opinions	Boy	%	Girl	%	Total	%
<i>Not at all</i>	0	0	0	0	0	0
Very little	0	0	0	0	0	0
Some what	0	0	0	0	0	0
Moderate	0	0	0	0	0	0
To a great extent	236	100	335	100	571	100
Total	236	100	335	100	571	100

- a) The opinion of students in the campus for the question “Does the efforts are made by the institute/ teachers to inculcate soft skills, life skills and employability skills to make you ready for the world of work?” is analyzed. The analysis of survey shows that 100% of students conveyed that the Efforts are made by the institute/ teachers to inculcate soft skills, life skills and employability skills is To a great extent, 0% of students conveyed that the efforts are made by the institute/ teachers to inculcate soft skills, life skills and employability skills is Moderate, 0% of students conveyed that the efforts are made by the institute/ teachers to inculcate soft skills, life skills and employability skills is Somewhat, 0% of students conveyed that the efforts are made by the institute/ teachers to inculcate soft skills, life skills and employability skills is Very little. 0% students conveyed that the efforts are made by the institute/ teachers to inculcate soft skills, life skills and employability skills are Not at all.

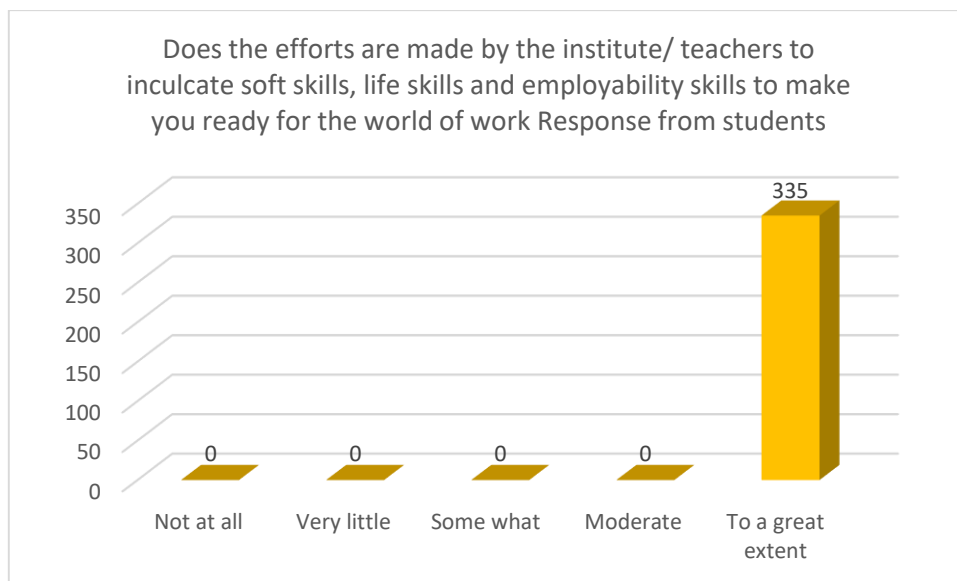


(b) The opinion of boy students in the campus for the question “Does the efforts are made by the institute/ teachers to inculcate soft skills, life skills and employability skills to make you ready for the world of work?” is analyzed. The analysis of survey shows that 100% of students conveyed that the Efforts are made by the institute/ teachers to inculcate soft skills, life skills and employability skills is To a great extent, 0% of students conveyed that the efforts are made by the institute/ teachers to inculcate soft skills, life skills and employability skills is Moderate, 0% of students conveyed that the efforts are made by the institute/ teachers to inculcate soft skills, life skills and employability skills is Somewhat, 0% of students conveyed that the efforts are made by the institute/ teachers to inculcate soft skills, life skills and employability skills is Very little. 0% students conveyed that the efforts are made by the institute/ teachers to inculcate soft skills, life skills and employability skills are Not at all.



(c).The opinion of girl students in the campus for the question “Does the efforts are made by the institute/ teachers to inculcate soft skills, life skills and employability skills to make you ready for the world of work?” is analyzed. The analysis of survey shows that 100% of students conveyed that the Efforts are made by the institute/ teachers to inculcate soft skills, life skills and employability skills is To a great extent, 0% of students conveyed that the efforts are made by the institute/ teachers to inculcate soft skills, life skills and employability skills is Moderate, 0% of students conveyed that the efforts are made

by the institute/ teachers to inculcate soft skills, life skills and employability skills is Somewhat, 0% of students conveyed that the efforts are made by the institute/ teachers to inculcate soft skills, life skills and employability skills is Very little. 0% students conveyed that the efforts are made by the institute/ teachers to inculcate soft skills, life skills and employability skills are Not at all.

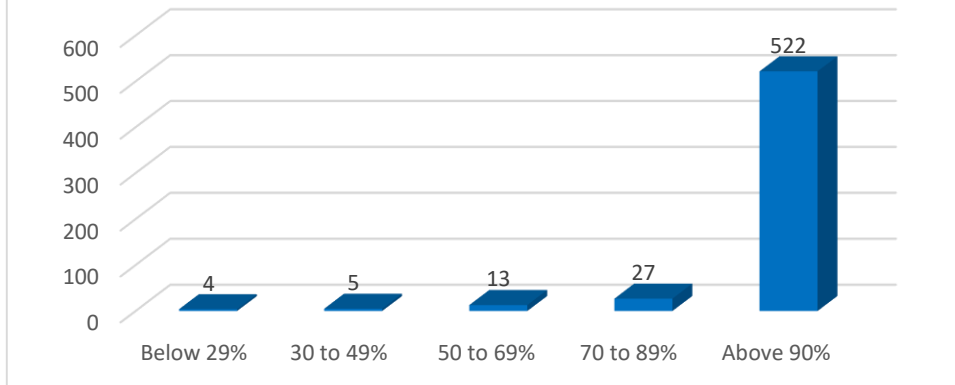


19. What percentage of teachers uses ICT Tools such as LCD Projector, Multimedia, etc.while teaching?

Opinions	Boy	%	Girl	%	Total	%
Below 29%	2	1	2	1	4	1
30 to 49%	3	1	2	1	5	1
50 to 69%	5	2	8	2	13	2
70 to 89%	16	7	11	3	27	5
Above 90%	210	89	312	93	522	91
Total	236	100	335	100	571	100

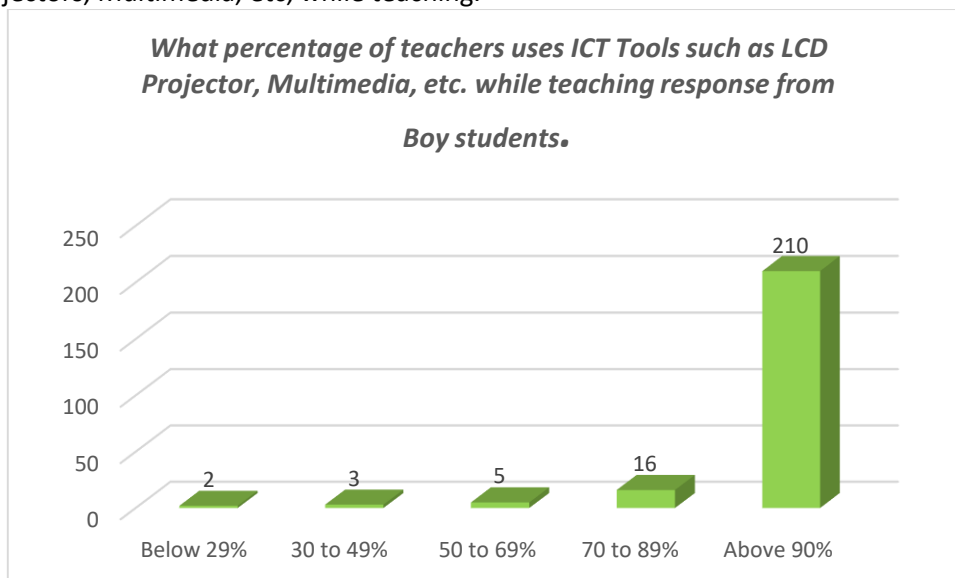
- (a) The opinion of students in the campus for the question **“What percentage of teachers uses ICT Tools such as LCD Projector, Multimedia, etc. while teaching?”** is analyzed. The analysis of survey shows that 91% of students conveyed that above 90% percentage of teachers use ICT Tools such as LCD Projector, Multimedia, etc. while teaching, 5% of students conveyed that 70-89% percentage of teachers use ICT Tools such as LCD Projector, Multimedia, etc. while teaching, 2% of students conveyed that 50-69% percentage of teachers use ICT Tools such as LCD Projector, Multimedia, etc. while teaching, 1% of students conveyed that 30-49% percentage of teachers use ICT Tools such as LCD Projector, Multimedia, etc. while teaching. 1% students conveyed that below 29% percentage of teachers use ICT Tools such as LCD Projector, Multimedia, etc. while teaching.

What percentage of teachers uses ICT Tools such as LCD Projector, Multimedia, etc. while teaching response from students.



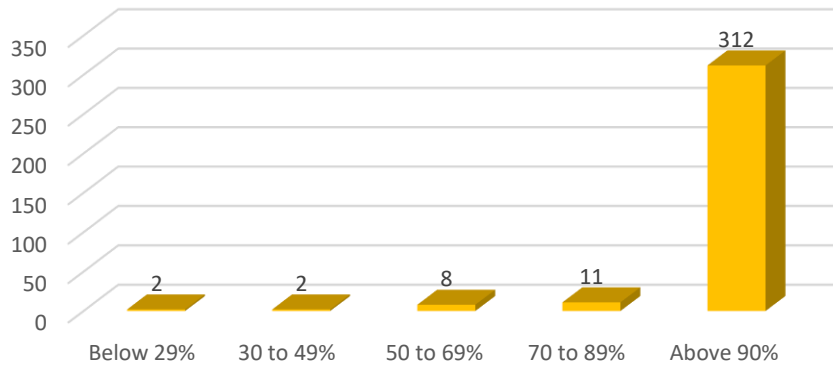
(b) The opinion of boy students in the campus for the question **“What percentage of teachers uses ICT Tools such as LCD Projector, Multimedia, etc. while teaching?”** is analyzed. The analysis of survey shows that 89% of students conveyed that above 90% percentage of teachers use ICT Tools such as LCD Projector, Multimedia, etc. while teaching, 7% of students conveyed that 70-89% percentage of teachers use ICT Tools such as LCD Projector, Multimedia, etc. while teaching, 2% of students conveyed that 50-69% percentage of teachers use ICT Tools such as LCD Projector, Multimedia, etc. while teaching, 1% of students conveyed that 30-49% percentage of teachers use ICT Tools such as LCD Projector, Multimedia, etc. while teaching. 1% students conveyed that below 29% percentage of teachers use ICT Tools such as LCD Projectors, Multimedia, etc, while teaching.

What percentage of teachers uses ICT Tools such as LCD Projector, Multimedia, etc. while teaching response from Boy students.



(c) The opinion of girl students in the campus for the question **“What percentage of teachers uses ICT Tools such as LCD Projector, Multimedia, etc. while teaching?”** is analyzed. The analysis of survey shows that 93% of students conveyed that above 90% percentage of teachers use ICT Tools such as LCD Projector, Multimedia, etc. while teaching, 3% of students conveyed that 70-89% percentage of teachers use ICT Tools such as LCD Projector, Multimedia, etc. while teaching, 2% of students conveyed that 50-69% percentage of teachers use ICT Tools such as LCD Projector, Multimedia, etc. while teaching, 1% of students conveyed that 30-49% percentage of teachers use ICT Tools such as LCD Projector, Multimedia, etc. while teaching. 1% students conveyed that below 29% percentage of teachers use ICT Tools such as LCD Projector, Multimedia, etc. while teaching.

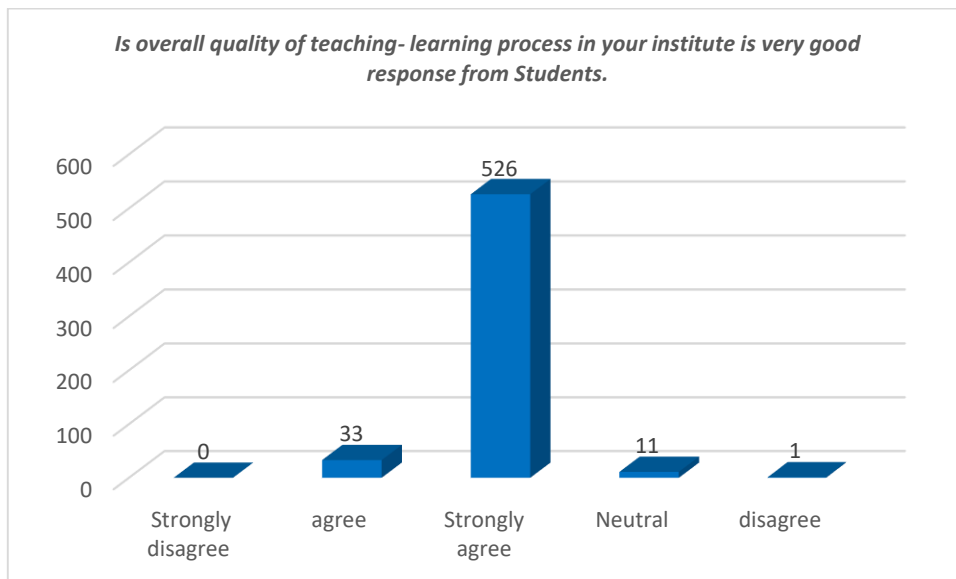
What percentage of teachers uses ICT Tools such as LCD Projector, Multimedia, etc. while teaching response from girl students.



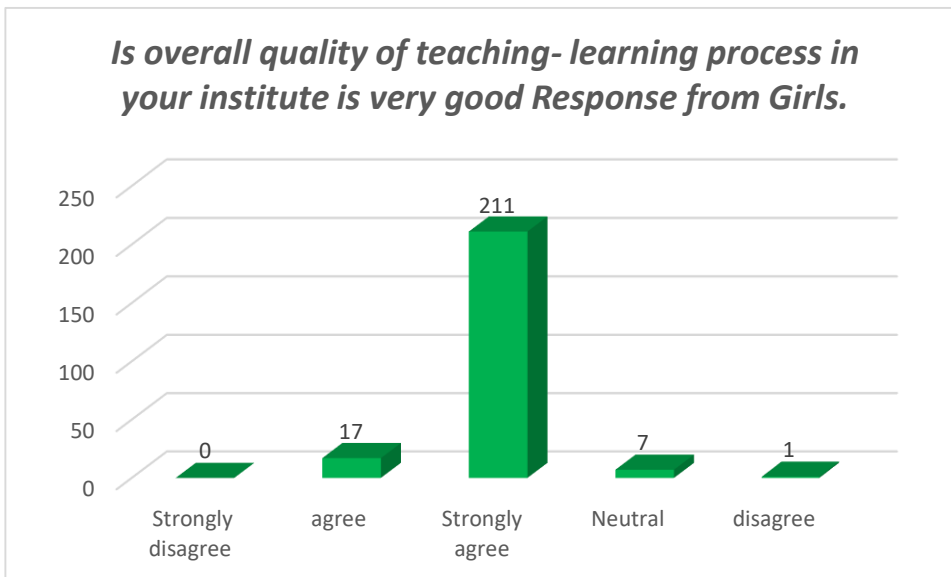
20. Is overall quality of teaching-learning process in your institute is very good?

Opinions	Boy	%	Girl	%	Total	%
<i>Strongly disagree</i>	0	0	0	0	0	0
agree	17	7	16	5	33	6
Strongly agree	211	90	315	94	526	92
Neutral	7	3	4	1	11	2
disagree	1	0	0	0	1	0
Total	236	100	335	100	571	100

(a) The opinion of the students in the campus for the question **“Is overall quality of teaching- learning process in your institute is very good?”** is analyzed. The analysis of survey shows that 0% of students conveyed that the overall quality of teaching learning process is disagree, 3% of students conveyed that the overall quality of teaching learning process is Neutral, 92% of students conveyed that the overall quality of teaching learning process is Strongly agree, 6% of students conveyed that the overall quality of teaching learning process is agree. 0% students conveyed that the overall quality of teaching learning process is strongly disagree.



(b) The opinion of boy students in the campus for the question ***“Is overall quality of teaching- learning process in your institute is very good?”*** is analyzed. The analysis of survey shows that 0% of students conveyed that the overall quality of teaching learning process is disagree, 3% of students conveyed that the overall quality of teaching learning process is Neutral, 90% of students conveyed that the overall quality of teaching learning process is Strongly agree, 7% of students conveyed that the overall quality of teaching learning process is agree. 0% students conveyed that the overall quality of teaching learning process is strongly disagree.



(c) The opinion of girl students in the campus for the question ***“Is overall quality of teaching- learning process in your institute is very good?”*** is analyzed. The analysis of survey shows that 0% of students conveyed that the overall quality of teaching learning process is disagree, 1% of students conveyed that the overall quality of teaching learning process is Neutral, 94% of students conveyed that the overall quality of teaching learning process is Strongly agree, 5% of students conveyed that the overall quality of teaching learning process is agree. 0% students conveyed that the overall quality of teaching learning process is strongly disagree

Is overall quality of teaching- learning process in your institute is very good Response from girl students.

